XINGLIGHT®

Part No.: XL-1010SUR

电性参数

Absolute Maximum Rating

		R		
		YG		
		R		
		YG		
		R		
		YG		
		-40 ~ +85 C		
		-40 ~ +85 C		

* 0.1ms 1/10

* Note: Pulse width 0.1ms, Duty 1/10

包装（2）

Packaging (2)

◇ 防潮抗静电包装 Moisture Proof and Antti-Electrostic Foil Bag



◇ 外箱 Cardboard



◇ 标签说明 Label Expantion:



Storage

Moisture proof and antidirectrosalt package with moisture absorbent [illegible] MT upon, to keep moisture [illegible] a minimum.

30 [illegible] RH

at Before opening the package, the product should be kept at 30N or less and humidity less than 60% RH, and be used within a year.

¥

使用注意事项（2）

Precautions (2)

3. 设计建议

Design Consideration

LED

A LED B

LED V_F LED

In designing a circuit, the current through each LED must not exceed the absolute maximum rating specified for each LED. In the meanwhile, resistors for protection should be applied, otherwise slight voltage shift will cause big current change, burn out may happen.

It is recommended to use Circuit A which regulates the current flowing through each LED rather than Circuit B. When driving LEDs with a constant voltage in Circuit B, the current through the LEDs may vary due to the variation in Forward Voltage(V_F) of the LEDs. In the worst case, some LED may be subjected to stresses in excess of the Absolute Maximum Rating.

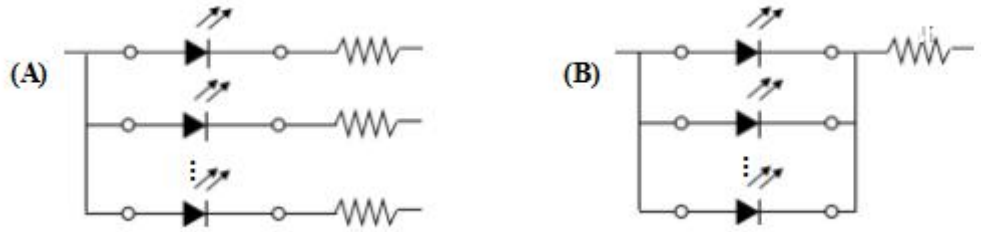

LED LED

Thermal Design is paramount importance