技术数据表

0805 单闪红 [illegible]

特点（[illegible]）：

L/W/H :2.0*1.2*0.8mm

Appearance dimension (L / w / h): 2.0 x 1.2 x 0.8mm

: /

Luminous [illegible] -

应用领域（P [illegible]）：

目录

ᴷ ǐ ǐ ᵘ Ẇ ǐ . ë Ẇ ǐ ð ð ɣ ǐ ɣ ɛ ᴷ ̂ Ǐ ʒ ð ð ð ɣ ð ɣ

包装（2）

Packaging (2)

◇ 防潮抗静电包装 Moisture Proof and Antti-Electrostic Foil Bag

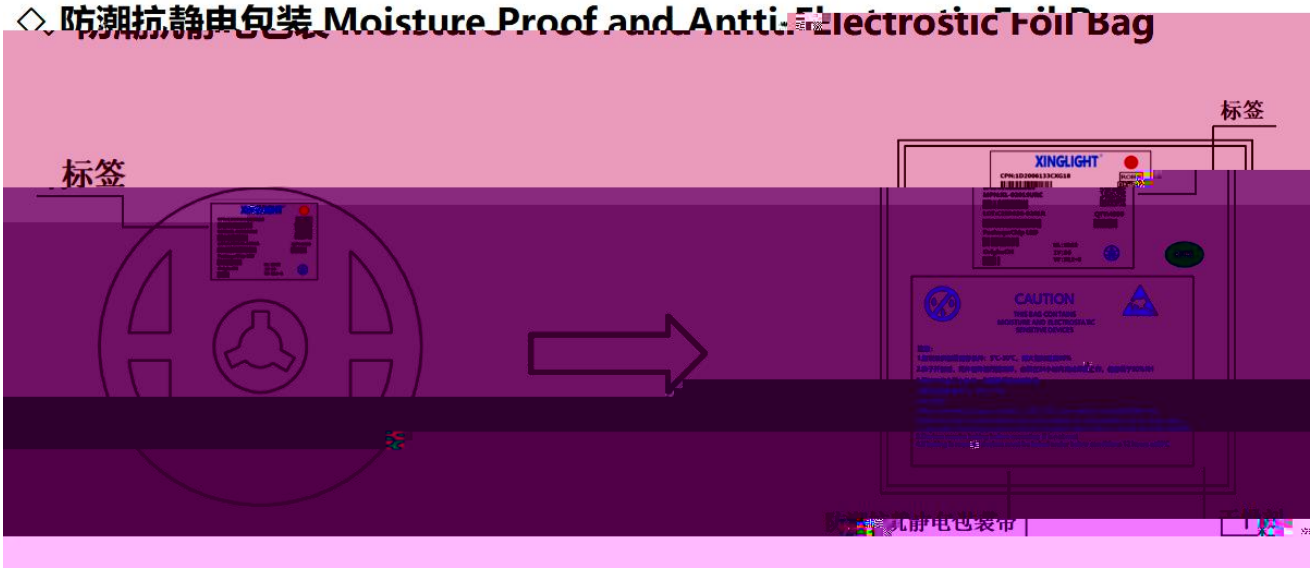

◇ 外包装箱 Cardboard Box

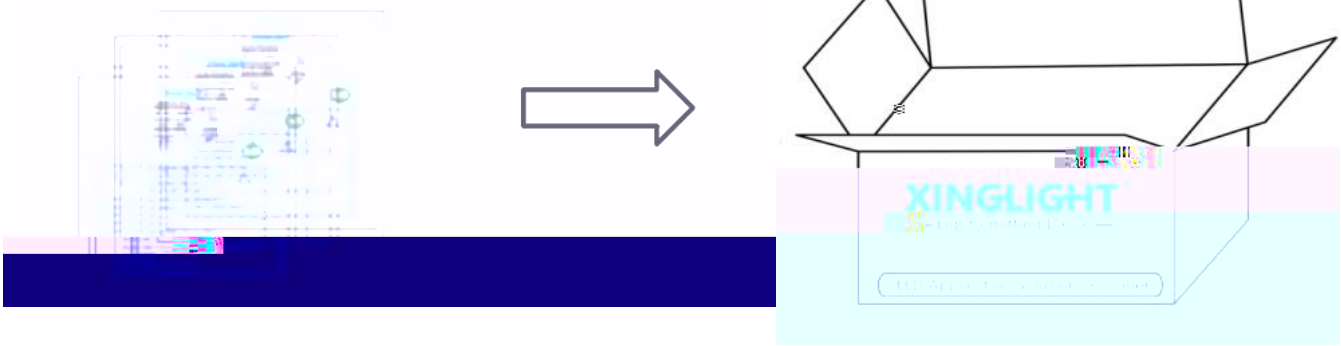

◇ 标签说明 Label Expantion

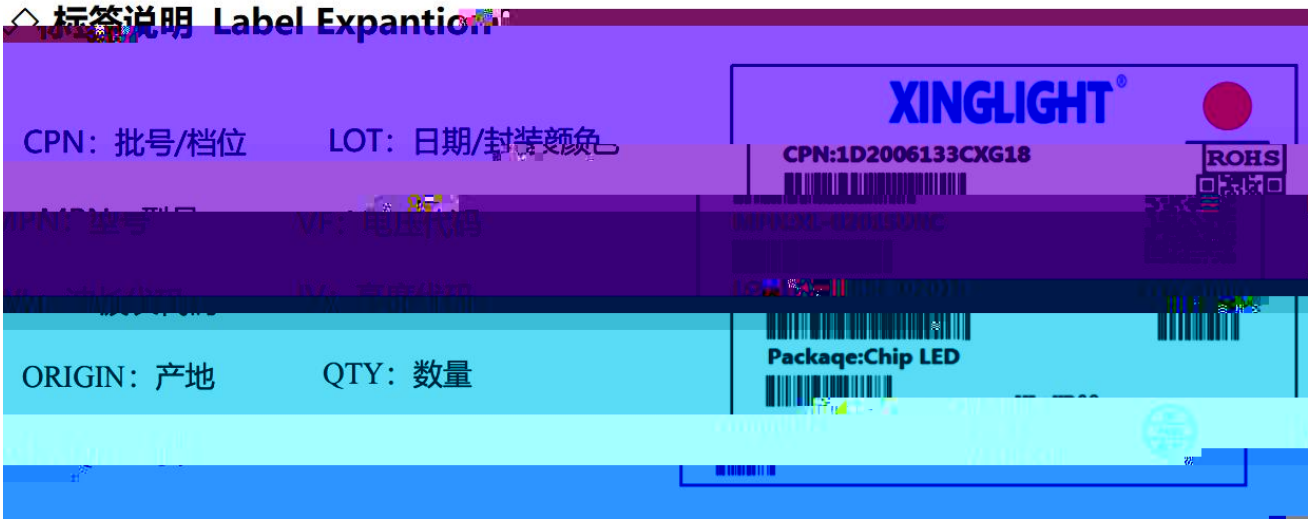

焊接指导（2）

Guideline for Soldering (2)

清洗：

30 3 50

30

LED

300W LED

LED

It is recommended that alcohol be used as a solvent for cleaning after soldering. Cleaning is to go under 30 for 3 minutes or 50 for 30 seconds. When using other solvents, it should be confirmed beforehand whether the solvents will dissolve the package and the resin or not.

Ultrasonic cleaning is also an effective way for cleaning. But the influence of Ultrasonic cleaning on LED depends on factors such as ultrasonic power. Generally, the ultrasonic power should not be higher than 300W. Before cleaning, a pretest should be done to confirm whether any damage to LEDs will occur.

* **注意：** PCB

* This general guideline may not apply to all PCB designs and configurations of all soldering equipment. The technics in practise is influenced by many factors, it should be specialized base on the PCB designs and configurations of the soldering equipment..

XINGLIGHT®