目录

电性参数

曲型特性曲线

可靠性实验

外形尺寸

包装

焊接指导

使用注意事项

电性参数

Ta=25 (ta=25)

光电参数 Ta=25 (ta=25)

light intensity	IV	R	IF = 20mA	120	/	240	mcd
		B	IF = 20mA	120	/	240	
Dominant wavelength	λD	R	IF = 20mA	620	/	630	nm
		B	IF = 20mA	460	/	475	
Peak wavelength	λP	R	IF = 20mA	/	620	/	nm
		B	IF = 20mA	/	465	/	
Half wave width	Δλ	R	IF = 20mA	/	20	/	nm
		B	IF = 20mA	/	25	/	
Forward voltage	VF	R	IF = 20mA	1.7	/	2.3	V
		B	IF = 20mA	2.6	/	3.4	
Half light angle		R/B	IF = 20mA	/	120	/	deg
Reverse current	IR	R	VR=5V	/	/	1	uA
		B	VR=5V	/	/	1	

典型特性曲线

Typical Characteristics Curves

光谱分布曲线
Relative Spectral Distrbution

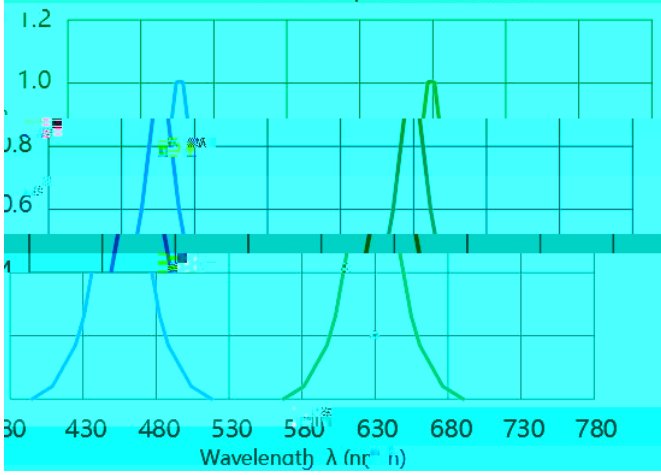

伏安特性
Volt ampere characteristic

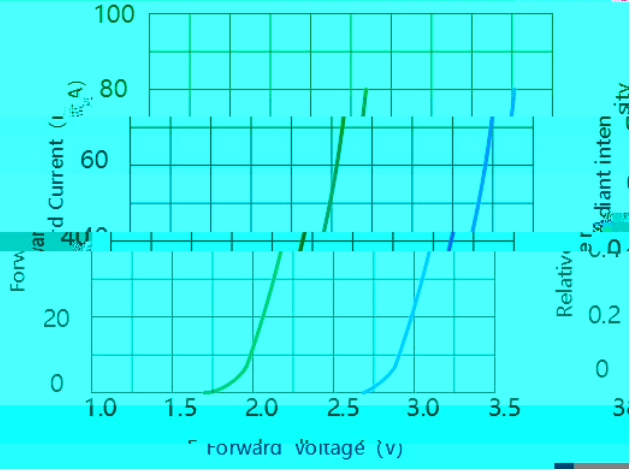

光强与环境温度曲线
Luminous Intensity VS Ambient Temperature

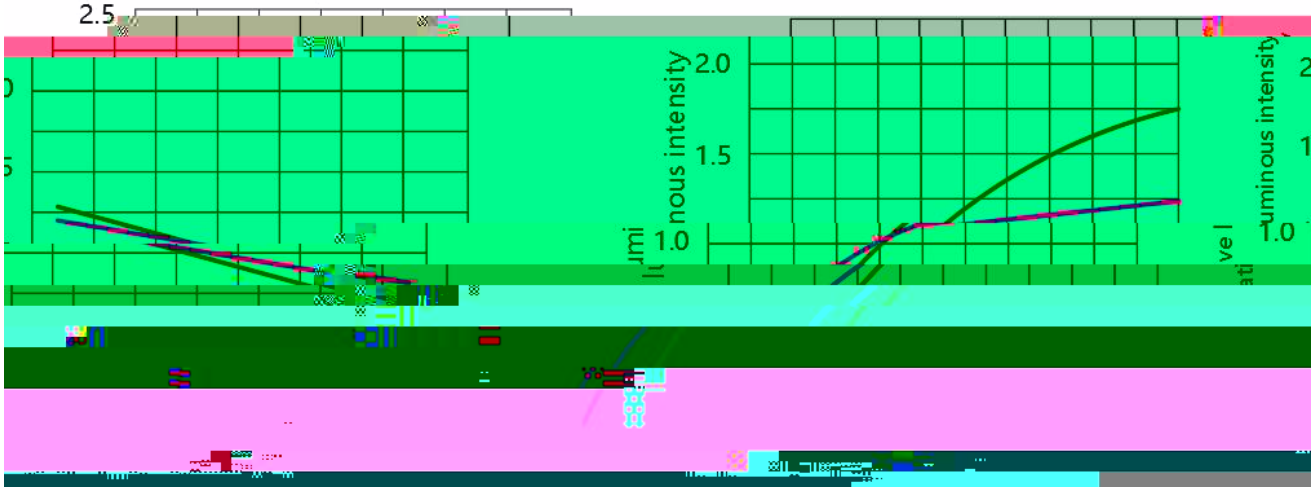

相对光强与正向电流特性
Relative Luminous VS Forward Current

25 ± 5 /Note If not otherwise indicated the test environment temp erature is 25 ± 5

Failure criteria

standard	project	Test conditions	Failure criteria
1			
2			

使用注意事项（1）

[redacted]utions (1)

[redacted]

.

Moisture proof [redacted]ectrostatic pack[redacted]isture absorbent material is used, to [redacted]e to a [redacted]orbent minimum.

. 30 60%RH

[redacted] be used within a year.

g [redacted] 30 40%RH

—

使用注意事项（2）

Precautions (2)

A LED B

LED V_F LED

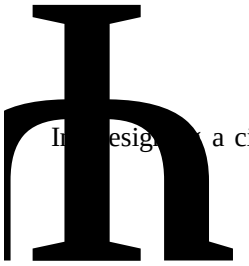

In design a circuit, the current through each LED must not exceed the absolute maximum rating specified