电性参数

ǎ ^ Ta=25Ņ˜ Absolute Maximum Rating(ta=25 Ņ)



包装（1）

Packaging (1)

载带与圆盘尺寸

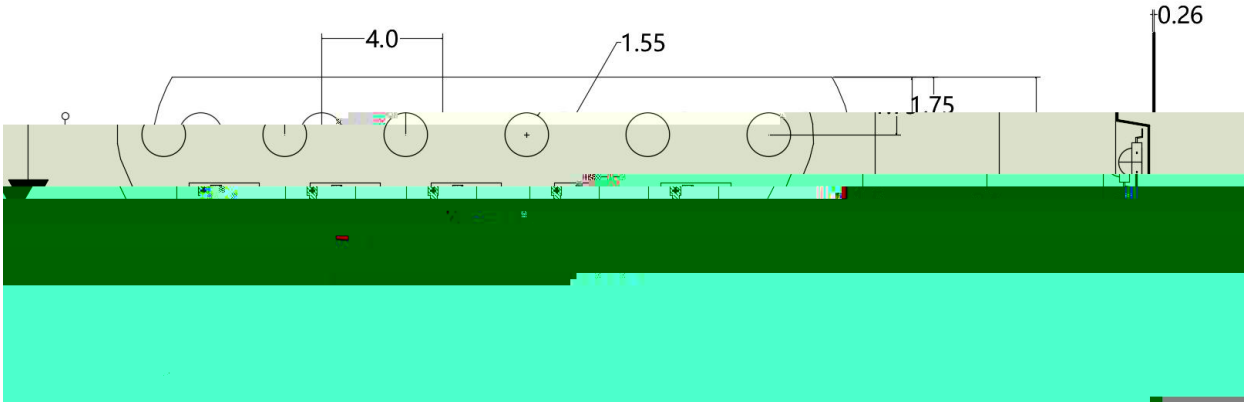

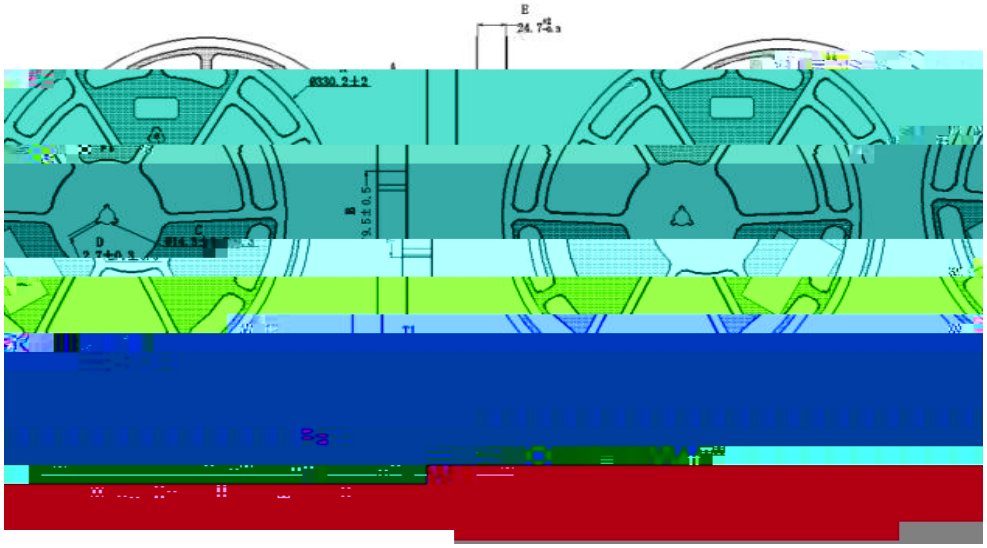

:

1. ㄚ β ㄐ (mm) Â
1. Size unit is mm (mm).
2. `E ±0.1mm Â
2. The dimensional tolerance is ± 0.1mm.

圆盘及载带卷出方向及空穴规格 Disk and carrier belt direction of roll and hole dimensions

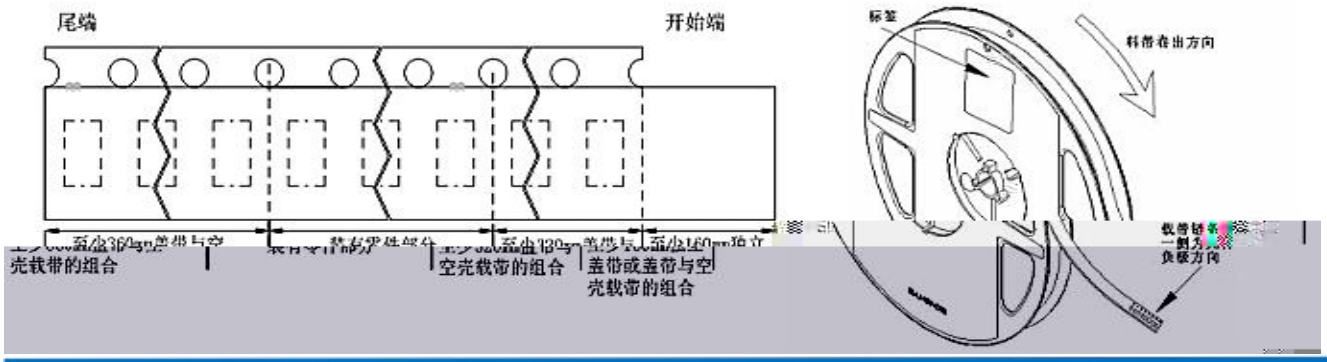

包装（2）

Packaging (2)

◇ 防潮抗静电包装 Moisture Proof and Anti-Electrostatic Foil Bag



◇ 外包装箱 Cardboard Box

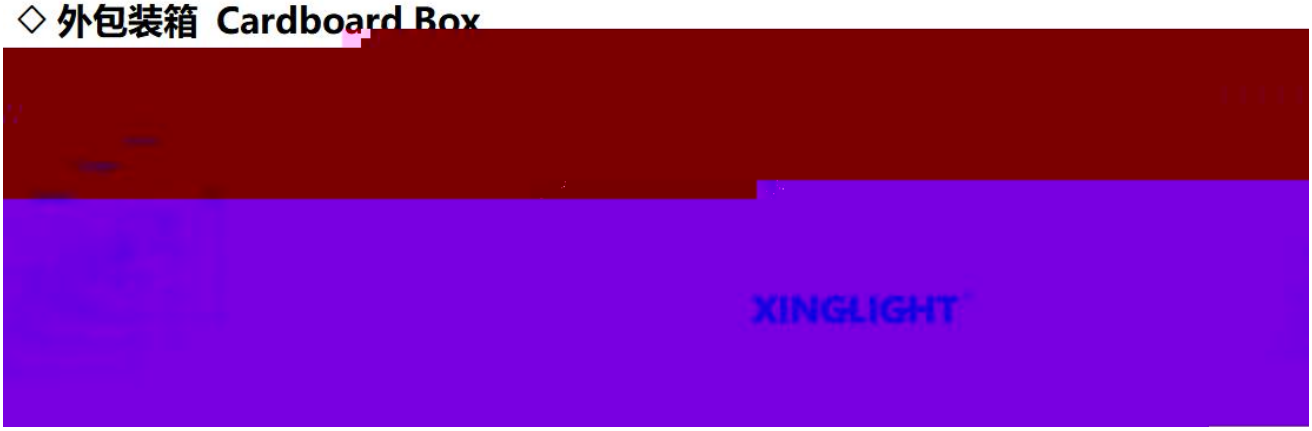

◇ 标签说明 Label Explanation



焊接指导（2）

Guideline for Soldering (2)

ضي U ą ɢ Ņ ð Ĭ̧ 3 № ˘ ѣ ɢ 50Ņ ð Ĭ̧ 30 Â

ą ï ɾ ³ ╕ ╟˘ ѿ ą ╕ ѣ ψ LED ɛ № ʜ Â

Ӟ ˘ ѿ ѡ ѣ 300W˘ ʅ ↕˜ LED ʜ Â

ï ʳ ’ ѿ ð ʅ ψ LED ʜ Â

It is recommended that alcohol be used as a solvent for cleaning after soldering. Cleaning is to go under 30Ņ for 3 minutes or 50Ņ for 30 seconds. When using other solvents, it should be confirmed beforehand whether the solvents will dissolve the package and the resin or not.

Ultrasonic cleaning is also an effective way for cleaning. But the influence of Ultrasonic cleaning on LED depends on factors such as ultrasonic power. Generally, the ultrasonic power should not be higher than 300W. Before cleaning, a pretest should be done to confirm whether any damage to LEDs will occur.

* **注意：** ѿ ʎ ↕ ѣ ɢ PCB ɛ Â ï ʳ ï ʃ ɛ̣ ʒ˘ PCB ɛ Â

* This general guideline may not apply to all PCB designs and configurations of all soldering equipment. The technics in practise is influenced by many factors, it should be specialized base

使用注意事项（ ）

其他事项

ǔ ج ƀ ᵖ ψ ˘ ǯ ᶜ ɢ غج ᵃ ج ǐ Â ˧ ʐ ǯ ᶜ ǰ ṗ
غ ˘ غج ˜ ᵃ ج ɤ ˧ ʐ ˘ ≢ ᵃ ج ɢ Ǔ ᵖ عجضي Ţ Â

When handling the product, touching the encapsulant with bare hands will not only contaminate its surface, but also affect on its optical characteristics. Excessive force to the encapsulant might result in catastrophic failure of the LEDs due to die breakage or wire deformation. For this reason, please do not put excessive stress on LEDs, especially when the LEDs are heated such as during Reflow Soldering.

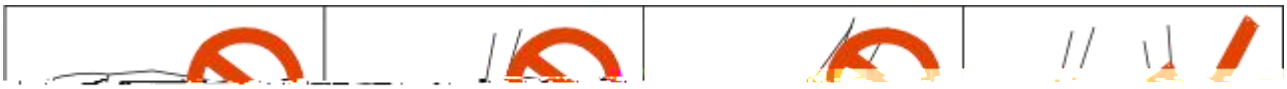

LED № ˘ ˜ ط à ʳ ⌂ à № Â ضي ǔ
Ṛ ǯ Â

The epoxy resin of encapsulant is fragile, so please avoid scratch or friction over the epoxy resin surface. While handling the product with tweezers, do not hold by the epoxy resin, be careful.

眼睛保护忠告

LED ǖ ǫ̈ ˘ ˜ ǖ ǫ̈ ǫ̈ ˘ ≢ ɢ ɯ̄ ʿ ǫ̈ LED˘ ǫ̈ ᶜ ᴴ ɦ Â

Viewing direct to the light emitting center of the LEDs, especially those of great Luminous Intensity, will cause great hazard to human eyes. Please be careful.

й ḱ ˘ ƀ ᶟ

If there are any modifications to the specification sheet, no further notice will be given