技术数据表

特点（ ）：

L/W/H :5.7*4.5*2.3 mm

Outline Dimensions (L / w / h): 5.7x 4.5 x 2.3mm

* : /

Luminous color and colloid: infrared receiver tube /transparent colloid

ROHS

Environmental protection products Complied With ROHS Directive

Moisture sensitivity level MSL : 3 levels

EIA

EIA standard packaging

*

High energy efficiency, fast startup

应用领域（ ）：

Infrared remote controller

Camera monitoring head

Industrial control: counters, thermal imaging, smart meter

Infrared photoelectric switch

Wireless communication and signal transmission

Intelligent car, robot

目录

Catalogue

电性参数

Power consumption	Pd	75	mW
	VCEO	30	V
	VECO	5	V
	IC(ON)	[redacted]	

典型特性曲线

集电极功率与环境温度的


集电极暗电流与环境温度的关系
Collector Dark Current VS Ambient Temperature
感应波长曲线图
Spectral Sensitivity

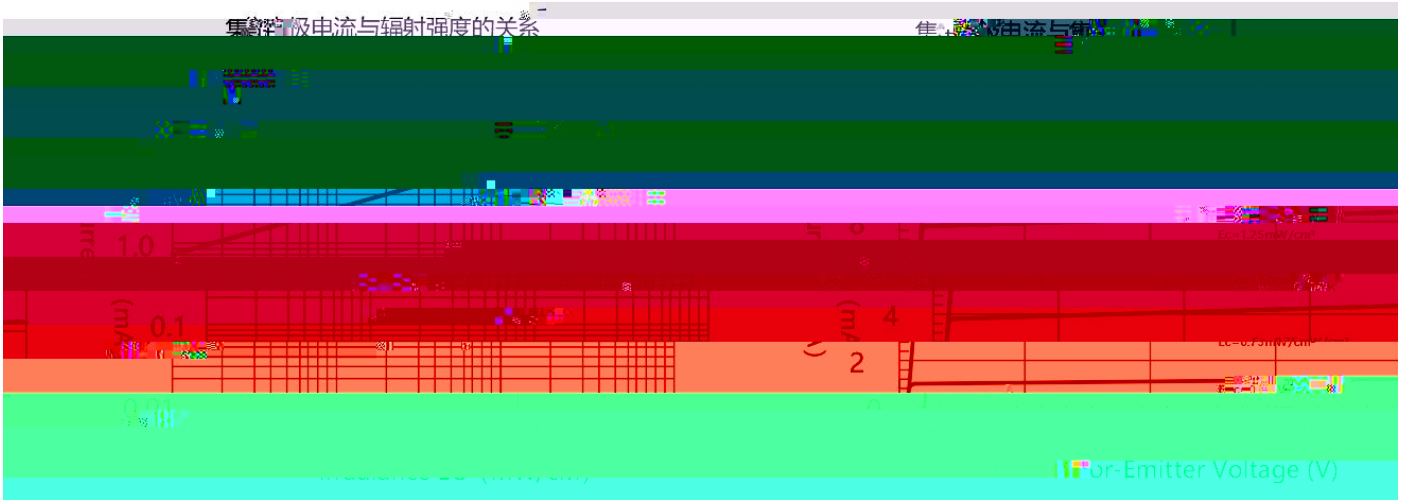
集电极电流与辐射强度的关系
1.0
0.1
4
2
IF or-Emitter Voltage (V)

外形尺寸

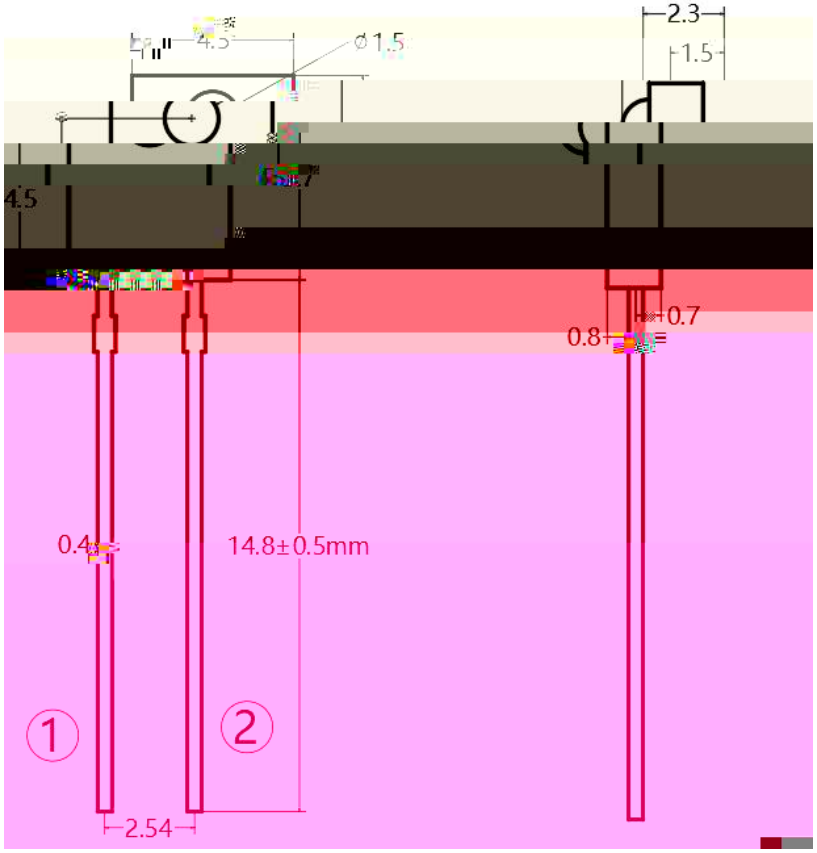

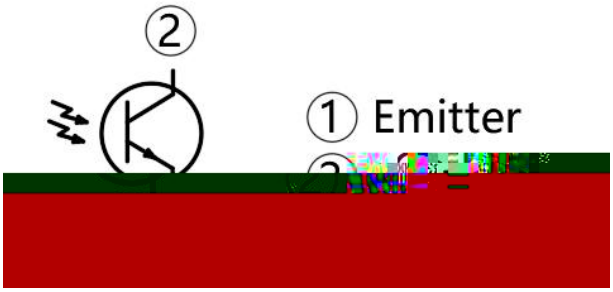

Note

Dimensions are in millimeters

2 ± 030mm

Tolerances unless mentioned are ± 0.30mm

包装（ ）

Moisture Proof and Antti-Electrostic Foil Bag

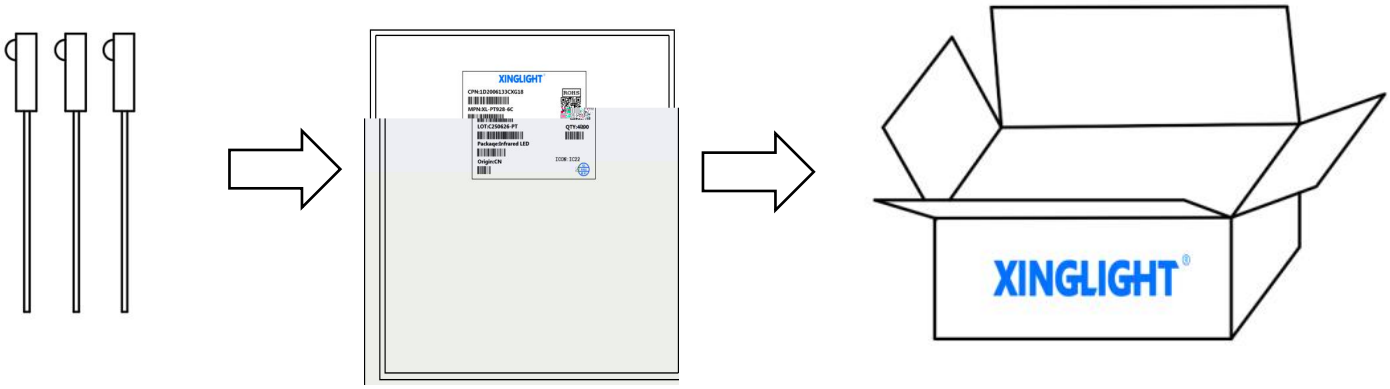

Label Expantion

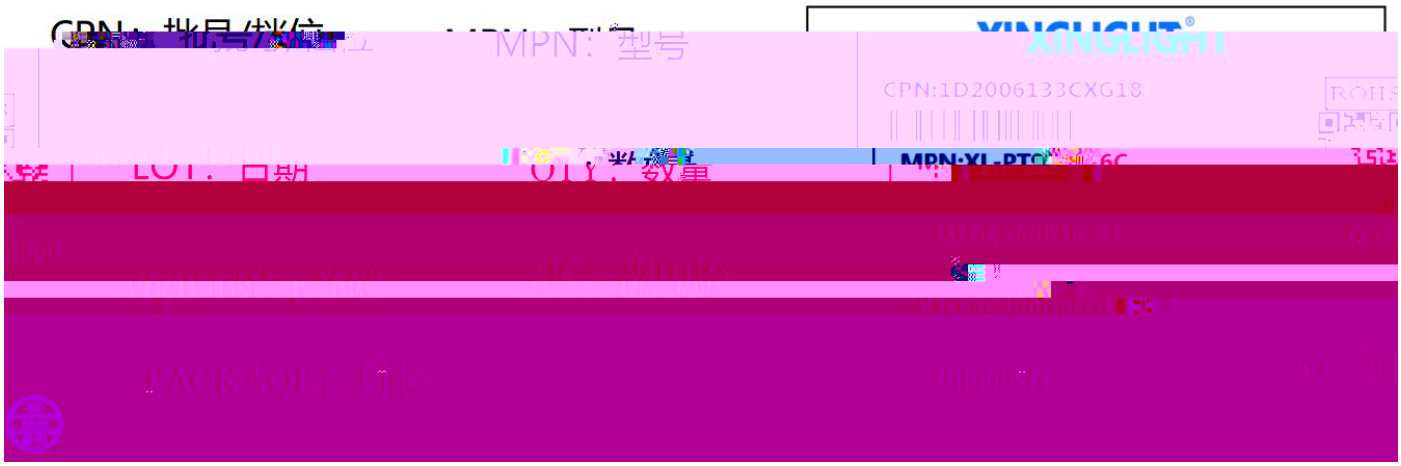

焊接指导

The wave peak welding curve is recommended :

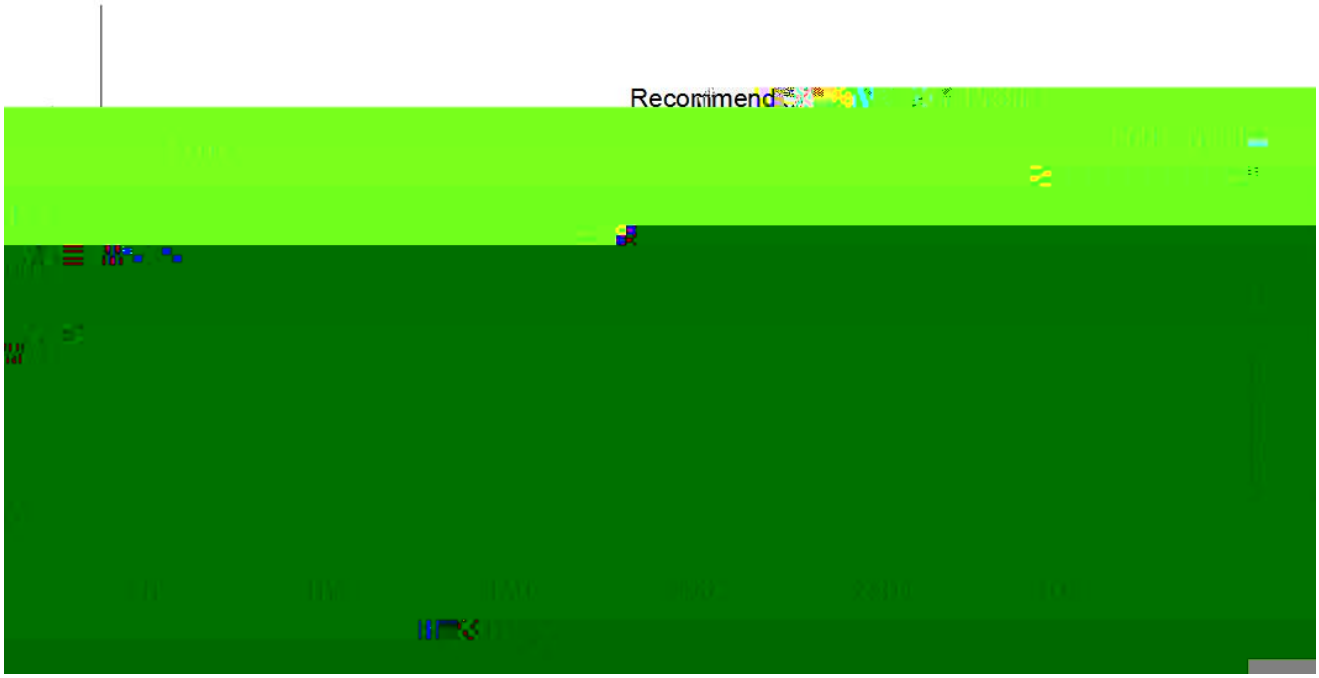

Note

1

Lead solder temperature profile

2

Suggest one wave soldering frequency

3 LED

When soldering, do not put stress on the LED during heating

4

After soldering, do not warp the circuit board

5 240 /6S

The recommended maximum welding temperature for the product is 240 /6s

使用注意事项（2）

Precautions (2)

1.
LED

This LED can be used in some ordinary electronic equipment, such as office equipment, communication equipment, house decoration, if LED is used in some high reliability requirements, such as air transportation, traffic control and medical liao equipment, must refer to the information provided by sales.

Storage environment of LED with temperature not exceeding 30 and relative humidity not exceeding 70%.It is recommended that LDE be used in the original box for no more than three months. If longer storage time is required, put it in the drying box and add desiccant or filled with nitrogen.

Special care must be taken when cleaning colloids with chemicals, as some chemicals have damage to the colloidal surface and cause fading such as trichloroethylene, propylene, ketone, etc.It can be wiped and soaked with ethanol for no more than 3 minutes at room temperature.
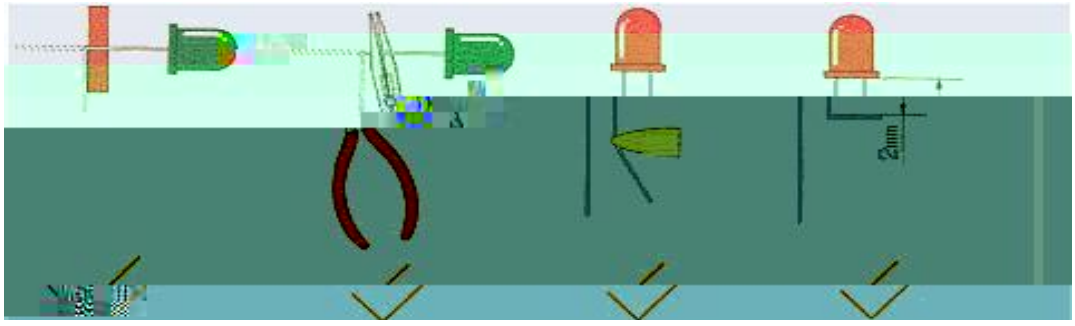
1 2
It must be 2 mm from the colloid to bend the bracket.
2
Support forming must be done with fixtures or by a professional.
3
Support forming must be completed before welding.
4
The pins and spacing are the same as on the circuit board.
5 PCB LED
Welding must be performed at normal temperature and when LED is normally welded to the PCB plate, avoid applying mechanical pressure at LED pins at a minimum.