目录

[illegible]

Light Current	Ic(on)	143	---	---	>!	⌊CΓ́πΥ! ±ŎŜΓ́oϕp±
Emission Angle	2θ1/2	---	40	---	Deg	IF=20mA

典型特性曲线

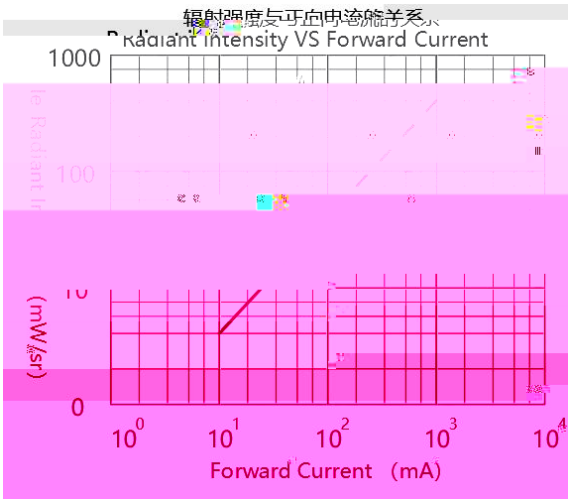
Radiant Intensity VS Forward Current
1000
100
0
Forward Current (mA)

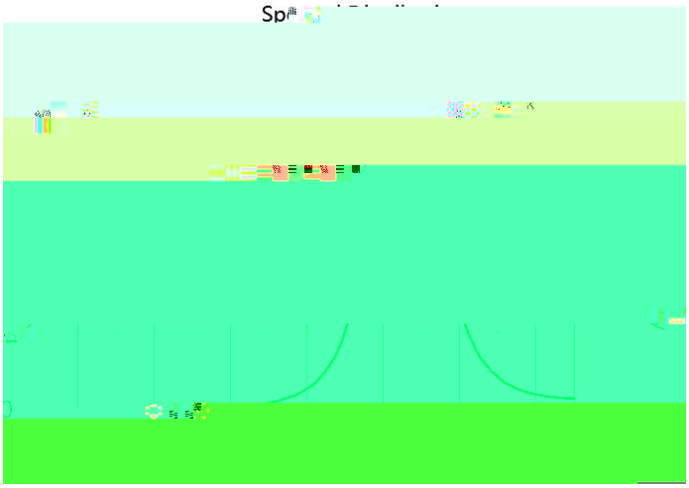
波长曲线图

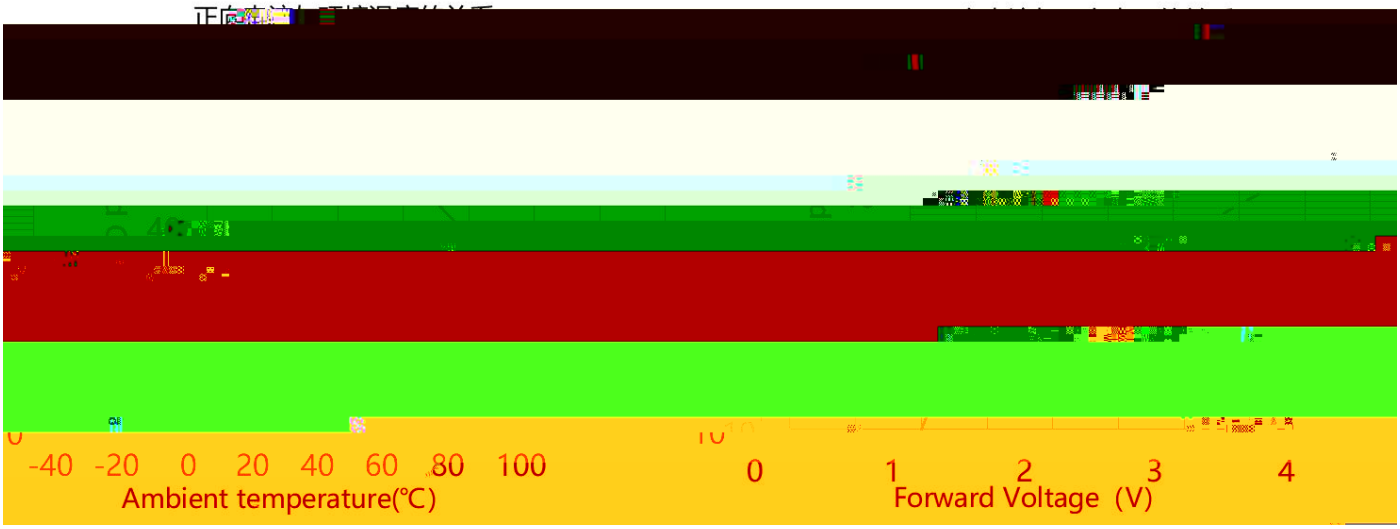
-40 -20 0 20 40 60 80 100
Ambient temperature(℃)
0 1 2 3 4
Forward Voltage (V)




Relative Radiant Intensity VS

外形尺寸



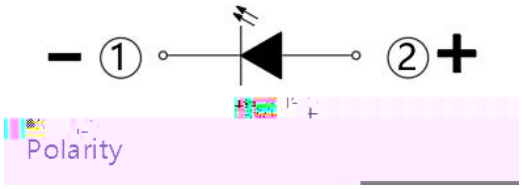

（Note）

1．

Dimensions are in millimeters

2． ± 0.30mm

Tolerances unless mentioned are ± 0.30mm

包装

Moisture Proof and Antti-Electrostic Foil Bag

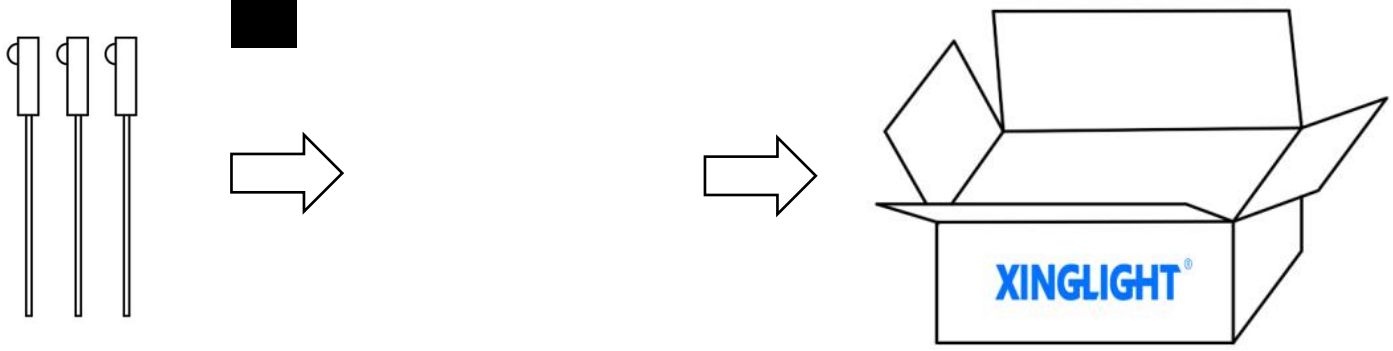

焊接指导

Guideline for Soldering

The wave peak welding curve is recommended :



Note

1

Lead solder temperature profile

2

Suggest one wave soldering frequency

3 LED

When soldering, do not put stress on the LED during heating

4

After soldering, do not warp the circuit board

5 240 /6S

The recommended maximum welding temperature for the product is 240 /6s

使用注意事项（1）

Precautions (1)

[illegible] {ƻfŘŜNƛƴƎ LNƻƴ

300 3 25W

Each terminal is to go to the tip of soldering iron temperature less than 300 for 3 seconds within once in less than the soldering iron capacity 25W. Leave two seconds and more intervals, and do soldering of each terminal. Be careful because the damage of the product is often started at the time of the hand r g n



[illegible]

使用注意事项（2）

Precautions (2)

1.

LED LED

This LED can be used in some ordinary electronic equipment, such as office equipment, communication equipment, house decoration, if LED is used in some high reliability requirements, such as air transportation, traffic control and medical liao equipment, must refer to the information provided by sales.

2.

LED 30 70% LED

Storage environment of LED with temperature not exceeding 30 and relative humidity not exceeding 70%.It is recommended that LDE be used in the original box for no more than three months. If longer storage time is required, put it in the drying box and add desiccant or filled with nitrogen.

3

Special care must be taken when cleaning colloids with chemicals, as some chemicals have damage to the colloidal surface and cause fading such as trichloroethylene, propylene, ketone, etc.It can be wiped and soaked with ethanol for no more than 3 minutes at room temperature.

1 2

It must be 2 mm from the colloid to bend the bracket.

2

Support forming must be done with fixtures or by a professional.

3

Support forming must be completed before welding.

4

The pins and spacing are the same as on the circuit board.

5 LED PCB LED

Welding must be performed at normal temperature and when LED is normally welded to the PCB plate, avoid applying mechanical pressure at LED pins at a minimum.

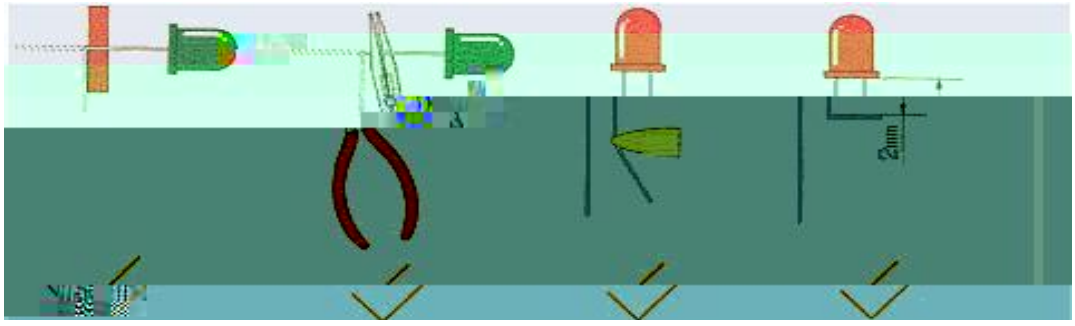

使用注意事项（3）

Precautions (3)



*

*When handling the [illegible] the equipment with bare hands will [illegible]