电性参数

ǟ ˆ Ta=25Ņ˜ ! ōǎƻfdzǘŜ a l·ȄƛYdzY wl·ǘƛyƎ(ta=25 Ņ)

ǟ O	ˆ	ɣ	ɣ β
ʷ Consumed power	Pd	R 120 G 180 B 180	mW
h ǁ Peak Forward current	IFP	R 100 G 100 B 100	mA
h ƀ Forward working current	IF ᵒ̣	R 60 G 60 B 60	mA
ǐ h ˧˥ Reverse voltage	VR	R 5 G 5 B 5	V
0 ɲ ʒ ʃ ɲ̥			
ʐ Antistatic ability	9{5	2000	±
ƀ Operating ambient temperature	Topr	-40 ~ +85Ņ	
Ʊ Storage ambient temperature	Tstg	-40 ~ *tra	

典型特性曲线

Typical Characteristics Curves

光谱分布曲线
Relative Spectral Distrbution

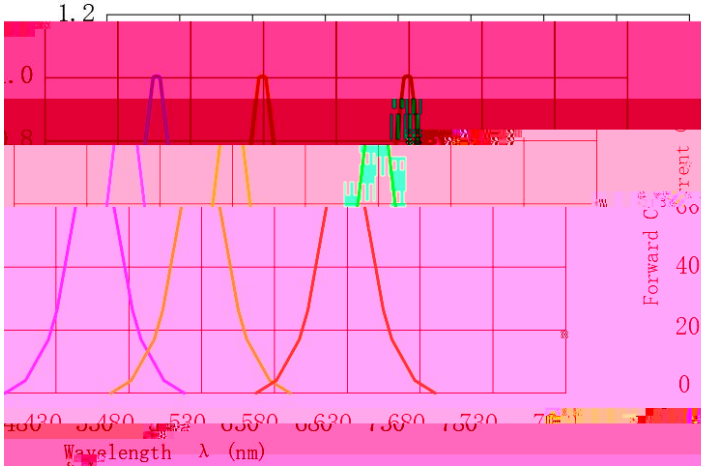

伏安特性
Volt ampere characteristic

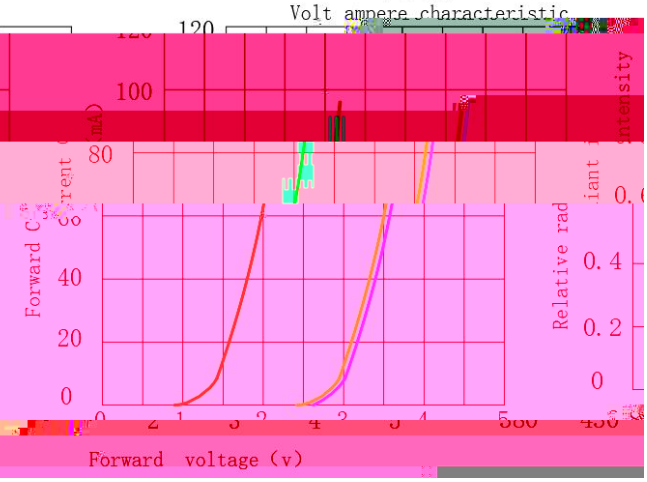

光强与环境温度曲线
Luminous Intensity VS Ambient Temperature

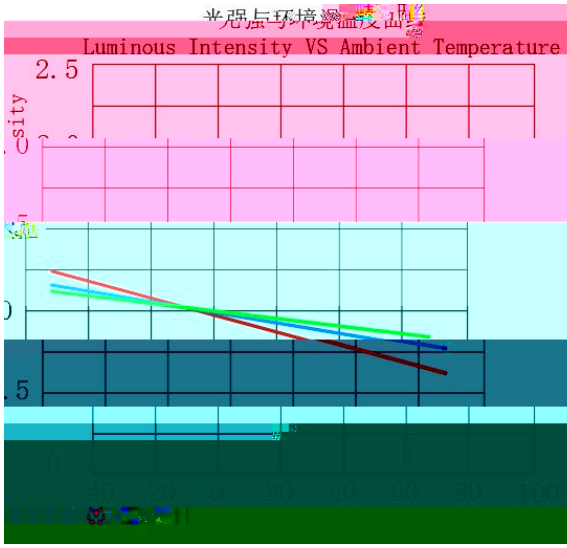

相对光强与正向电流特性
Relative Luminous VS Forward Current

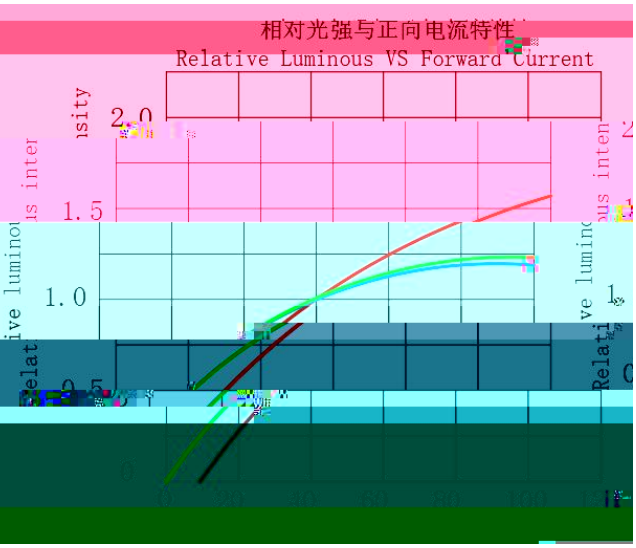

ʔ ضي ḱ غ ʼ Ӈ ą ʼ ą ʷ ʏ ɢ 30W ˘

Ḡ ضي 300Ņ ʏ Ӈ˘ ɟ ɷ ʔ ʷ ˘ ƀ 3 Â

ˉ Ţ ƀ ƀ LED ˚˚ ج ˘شخ Â

Manual welding is recommended only for repair and heavy industry situations. A soldering iron of less than 30W is recommended to be used in Hand Soldering. Please keep the temperature of the soldering iron under 300Ņ while soldering. Each terminal of the LED is to go for less than 3 second and for one time only. Be careful because the damage of the product is often started at the time of the hand soldering.

ą ʏ Ӈ عج يح Â

Use the conditions shown in the under Figure of Pb -Free Reflow Soldering.

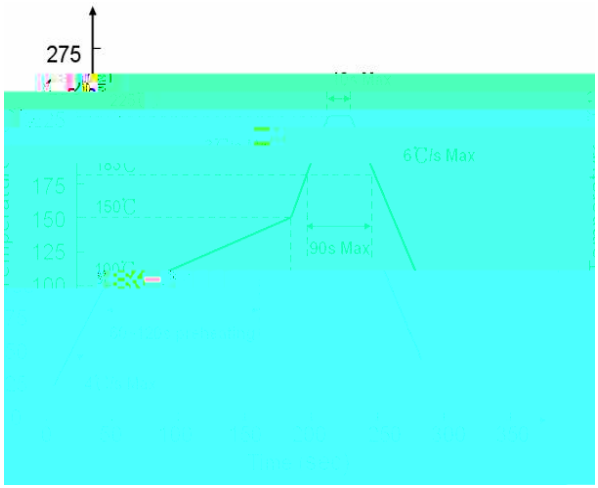

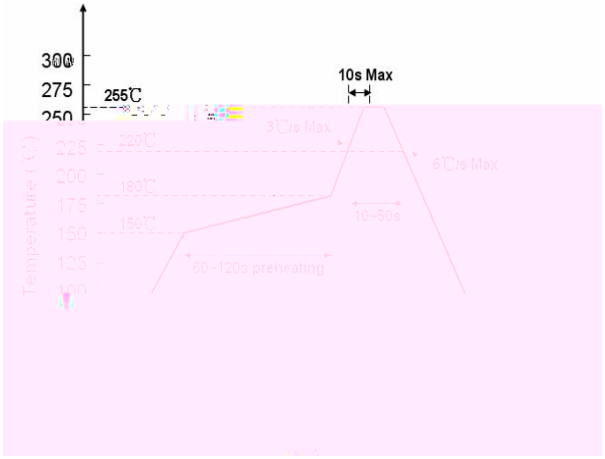

L Lead process

L lead free

عج ʔ Ӈ Â

Reflow soldering should not be done more than two times.

عج ضي ˆ Ţ˘ ƀ LED ʋ ʞ ʌ ʅ ʐ Â

Stress on the LEDs should be avoided during

使用注意事项（1）

Precautions (1)

МП

使用注意事项（3）

Precautions (3)