Part No.:XL-C4040SURSYGC

典型特性曲线

Typical Characteristics Curves

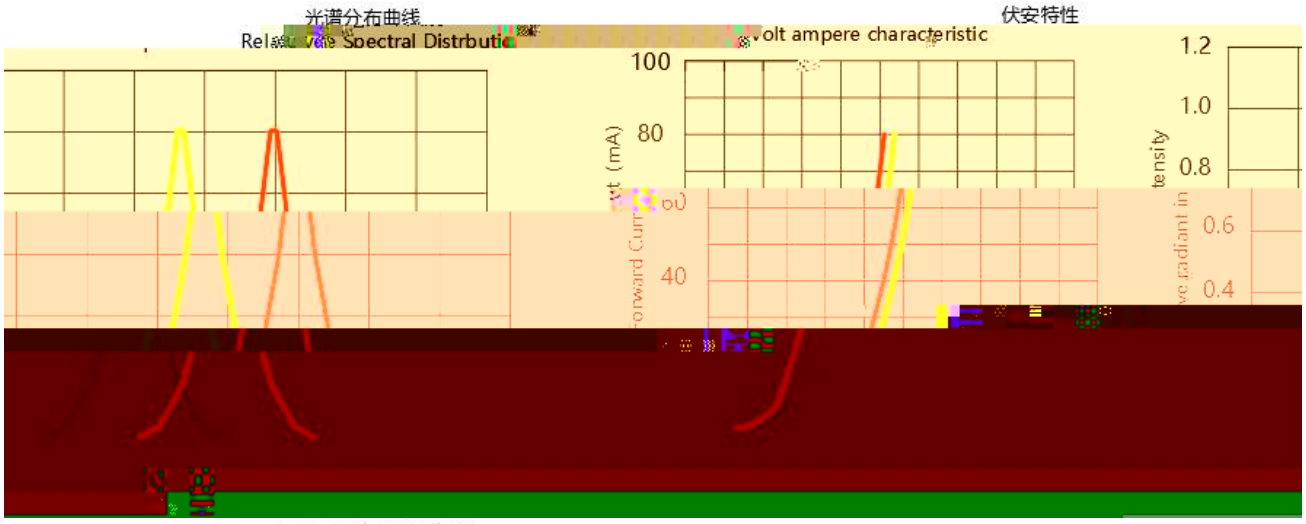

正向电流降额曲线
Forward current derating curve

相对光强与正向电流特性
Relative Luminous Vs Forward Current

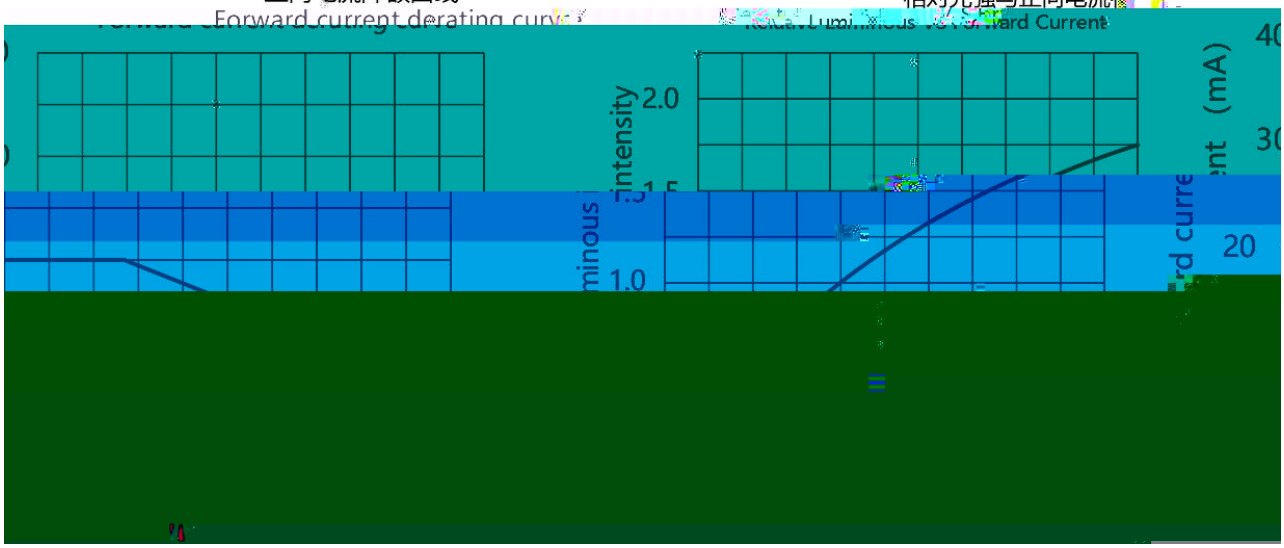



ч 25 ¤ 5Ņ/Note' If not otherwise indicated the test environment temp erature is 25 ¤ 5Ņ

焊接指导（1）

Guideline for Solder

使用烙铁人手焊接

ㄱ ضي ḱ غ ’ Ӣ ą ’ ą ѡ ʏ ɢ 30W ˘

Ḡ ضي 300Ņ ɣ Ӣ ˘ ғ ɷ ㄱ ѿ ˘ ƀ 3 Â

ˉ Ţ ƀ ƀ LED ˚˚ ج ˘ شخ Â

Manual welding is recommended only for repair and heavy industry situations. A soldering iron of less than 30W is recommended to be used in Hand Soldering. Please keep the temperature of the soldering iron under 300Ņ while soldering. Each terminal of the LED is to go for less than 3 second and for one time only.

Be careful because the damage of the product is often started at the time of the hand soldering.

回流焊接

ą ɣ Ӣ عج يح Â

Use the conditions shown in the under Figure of Pb -Free Reflow Soldering.

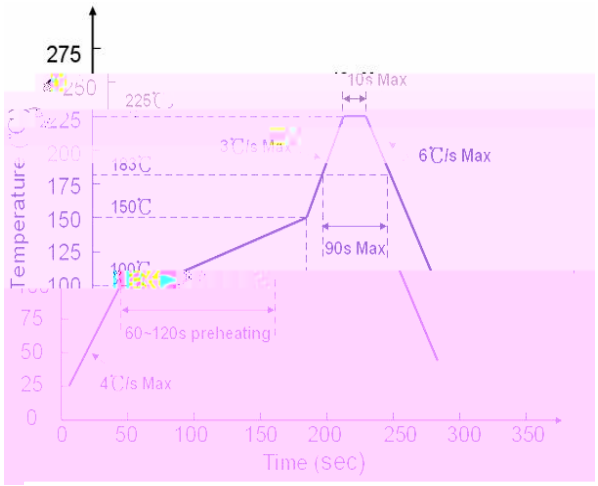

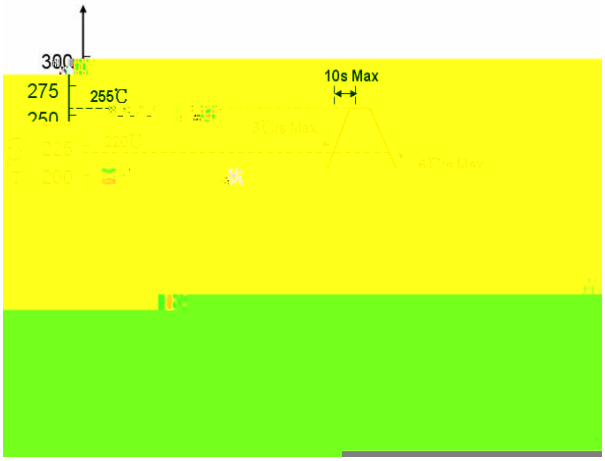

└ Lead process

└ lead free

عج ㄱ ӊ Â

Reflow soldering should not be done more than two times.

عج ضي ˆ˥ Ţ˘ ƀ LED ɤ ĸ ʋ ˧˥ ʐ Â

Stress on the LEDs should be avoided during heating in soldering process.

ضي Ư˘ ˚˚ ج Ӣ ʃ ӊ Ư˘ ʼP ˋ ˋ Â

After soldering, do not deal with the product before its temperature drop down to room temperature.

˚˚ ج ɡ └ ضي 240 ¤ 5Ņ/6S

The recommended maximum welding temperature for the product is 240 ¤ 5 /6s

Part