技术数据表

特点（C ）：

*

High reliability High radiant intensity Low forward voltage

*

Fast response time High photo sensitivity

* 940nm

Cut-off visible wavelength λp=940nm

* Rohs

Pb.Free RoHS compliant version

* MSL :2

Moisture sensitivity level MSL : 2 levels

应用领域（P

*

Mouse

*

Printer copier

*

Switch scanner floppy drive

*

Non contact switch direct board

*

Induction sanitary ware

*

Sensor faucet

目录

Catalogue

....13

电性参数

✧极限参数 =25 ：Absolute Maximum Ratings (Temperature=25°C):

Input Emitter	Power Dissipation*1	PD	75	mW
	Continuous Forward Current	IF	50	mA
	Peak Forward Current*2	IFP	1	A
	Reverse Voltage	VR	5	V
Output Detector	Power Dissipation*1	PD	75	mW
	- Collector-Emitter Voltage	VCEO	30	V
	- Emitter-Collector Voltage	VECO	5	V
	Collector Current	IC(on)	50	mA
Operating Temperature		Topr	-20~+85	
Storage Temperature		Tstg	-40~+85	
Lead Soldering Temperature*3		Tsol	260	

光电参数（温度=25℃）：Electro-Optical Charasteristics (Temperature=25°C):

Input	Forward Voltage	VF	IF=20mA	--	1.2	1.6	V
			IF=100mA*2	--	1.4	1.85	
			IF=1A *2	--	2.6	4.0	
	Perk Wavelength	λP	IF=20mA	--	940	--	nm
	Reverse Current	IR	VR=5V	--	--	10	μA
Output	Dark Current	ICEO	Ee=0mW/cm2 VCE=20V	--	--	100	nA
	- C-E Saturation Voltage	VCE(SAT)	IC=2mA Ee= 1mW/cm2	--	--	0.4	V
Transfer Characteristics	Rise Time	tr	VCE=5V IC= 1mA RL= 1000Ω	--	15	--	μS
	Fall Time	tf		--	15	--	
	Collector Current	IC(ON)	IF=20mA VCE=5V	0.2	--	6	mA

* 25 below 25 Free Air Temperature
* 100us 1% Pulse width 100μs,Duty cycle= 1%
* 2mm 5s 2mm form body for 5 se

电压分类

:

代码	最小值	最大值	单位	测试条件
R2-4	1.2	1.6	V	IF=20mA

光电流分类:

Collector Current grading:

代码	最小值	最大值	单位	测试条件
IC21-25	2	6	mA	IF=20mA VCE=5V

典型特性曲线

发射管特性曲线图 Typical Electro-Optical Characteristics Curves-IR



光电开关特性曲线图

Relative Collector Current vs DIistance Between Sensor

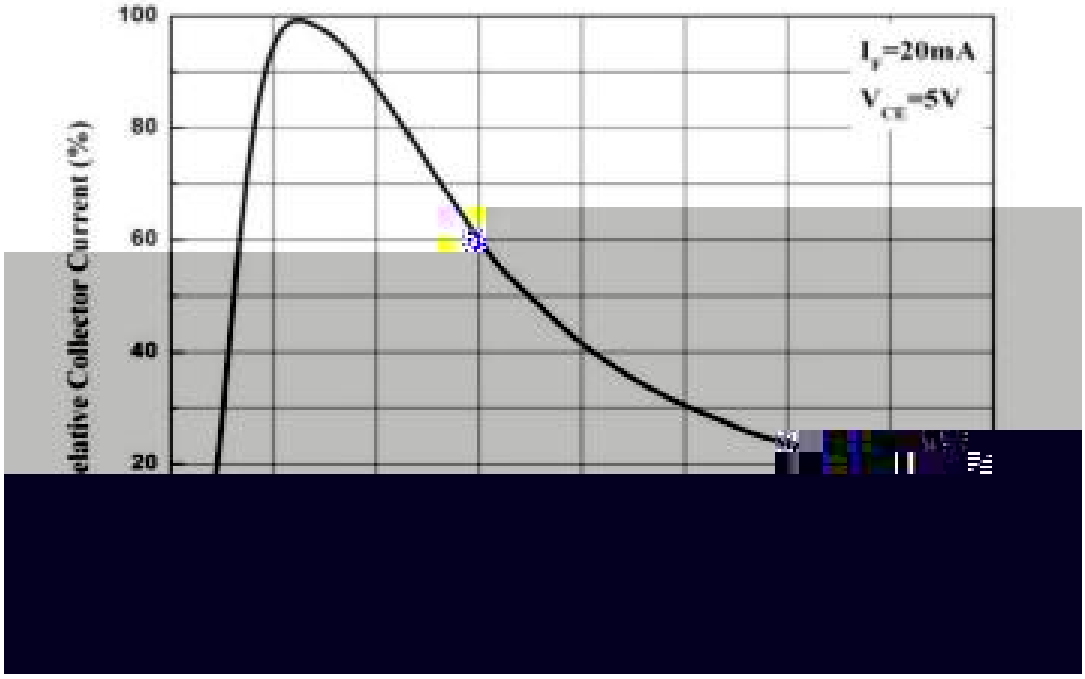

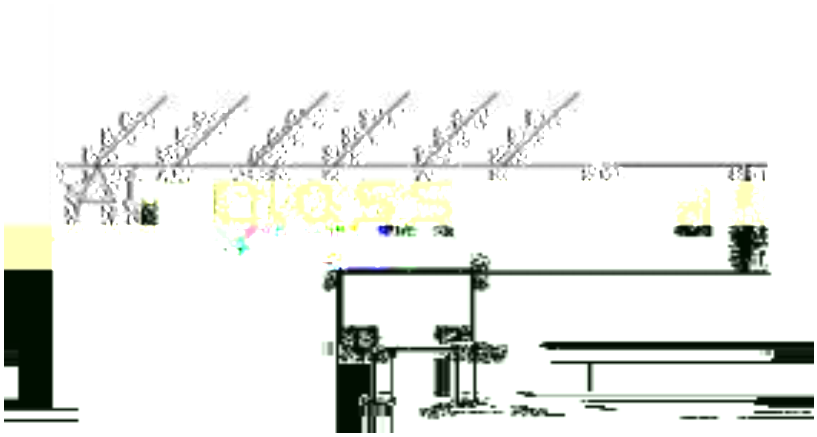

外形尺寸

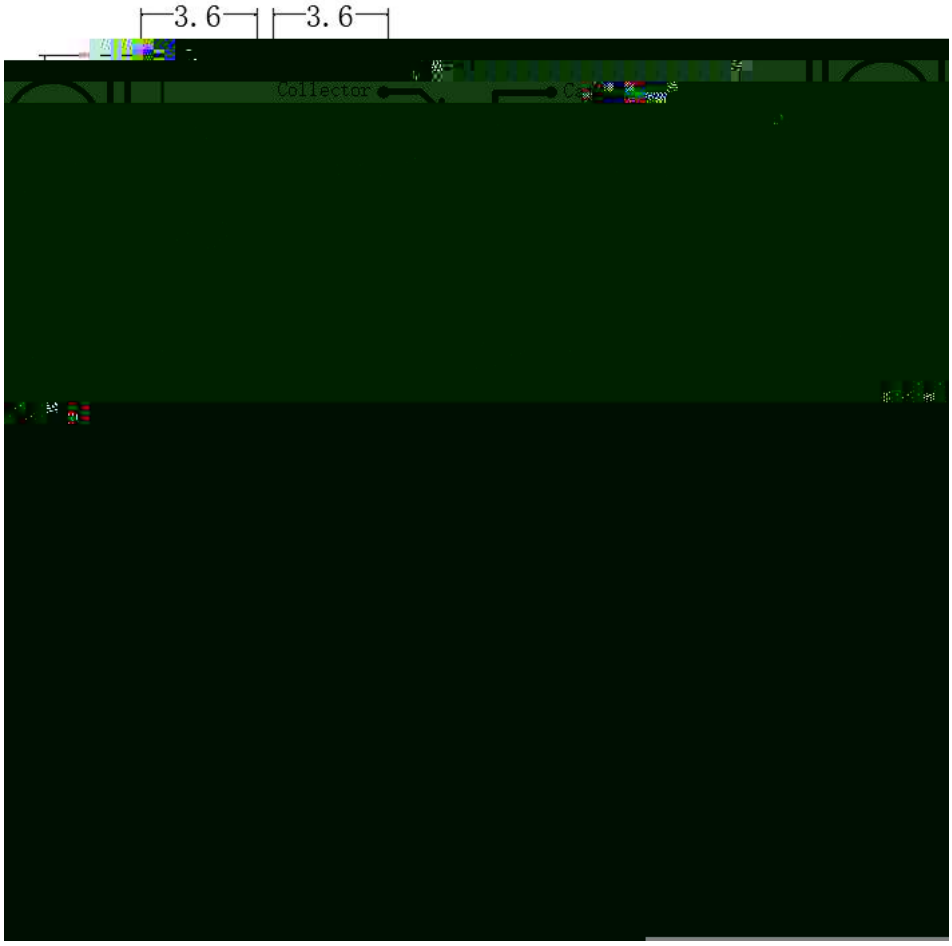

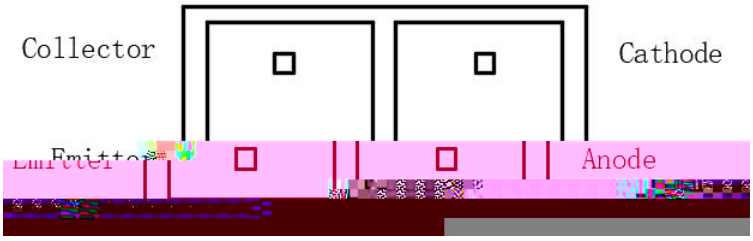

1. mm

Remarks: 1 Unit: mm

2. ±0.3mm

2. Tolerance: ± 0.3mm unless otherwise specified

The wave peak welding curve is recommended :



Note

1
Lead solder temperature profile

2
Peak welding shall not be done more than once

3 LED
When soldering, do not put stress on the LED during heating

4
After soldering, do not warp the circuit board

5 240 ± 5 /6S
The recommended maximum welding temperature for the product is 240 ± 5 /6s

Soldering Iron

300 3 25W

Each terminal is to go to the tip of soldering iron temperature less than 300 for 3 seconds within once in less than the soldering iron capacity 25W. Leave two seconds and more intervals, and do soldering of each terminal. Be careful because the damagin