XINGLIGHT®

Part No. TD3036HR-T20

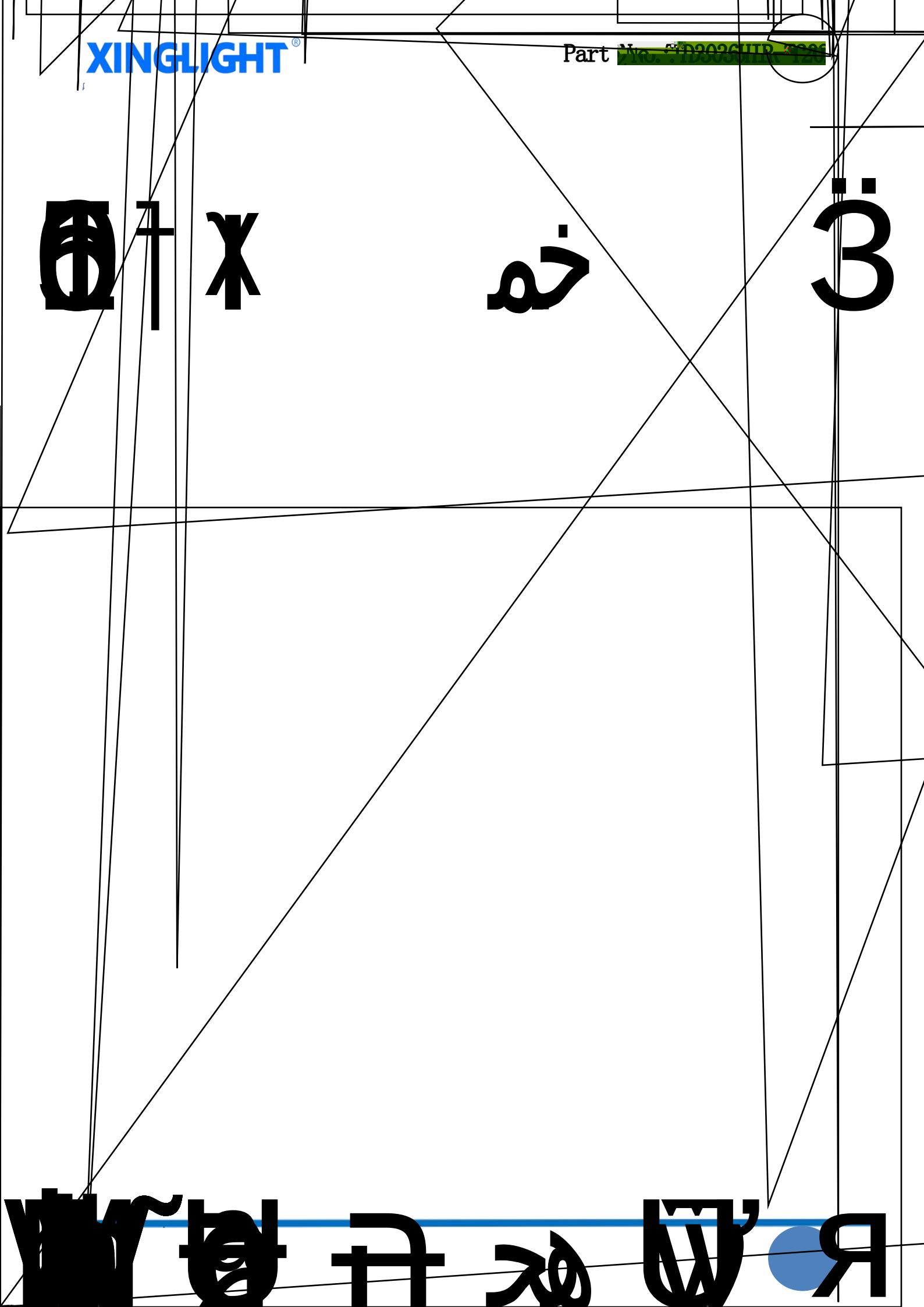

XINGLIGHT®

Part No. TD3036HP-T2[illegible]

# 包装（2）

Packaging (2)

◇ 防潮抗静电包装 Moisture Proof and Antti-Electrostic Foil Bag




◇ 外包装箱 Cardboard Box

◇ 标签说明 Label Expantion

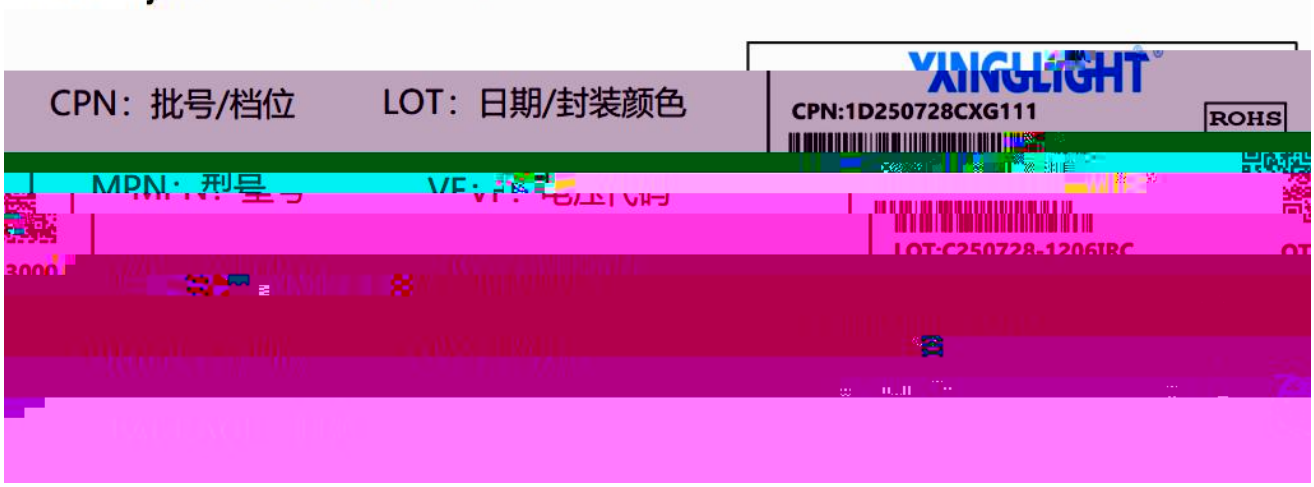

# 使用注意事项（2）

## Precautions (2)

**设计建议：**

LED

A LED B

LED $V_F$ LED

In designing a circuit, the current through each LED must not exceed the absolute maximum rating specified for each LED. In the meanwhile, resistors for protection should be applied, otherwise slight voltage shift will cause big current change, burn out may happen.

It is recommended to use Circuit A which regulates the current flowing through each LED rather than Circuit B. When driving LEDs with a constant voltage in Circuit B, the current through the LEDs may vary due to the variation in Forward Voltage ($V_F$) of the LEDs. In the worst case, some LED may be subjected to stresses in excess of the Absolute Maximum Rating.

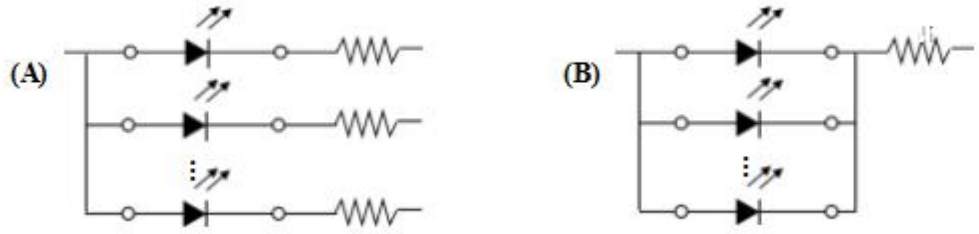


LED LED

Thermal Design is paramount importance because heat generation may result in the Characteristics decline, such as brightness decreased, Color changed and so on. Please consider the heat generation of the LEDs when making the system design.