典型特性曲线

Typical Characteristics Curves

光谱分布曲线

Relative Spectral Distrbution

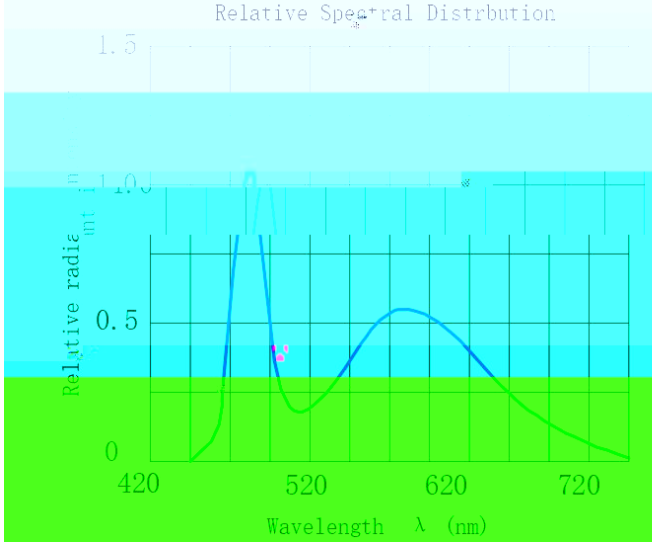

伏安特性

Volt ampere characteristic

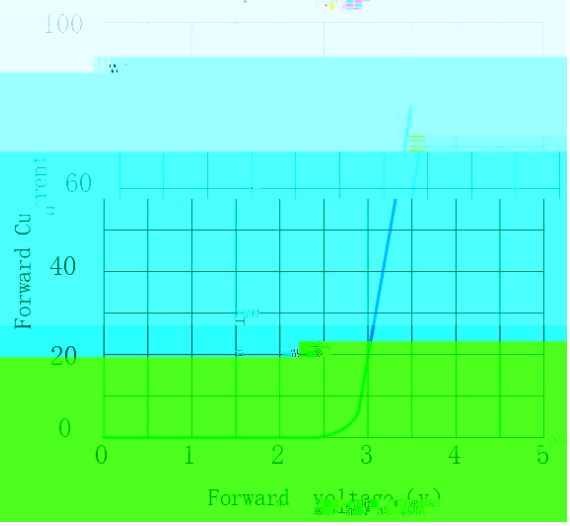

正向电流降额曲线

Forward current derating curve

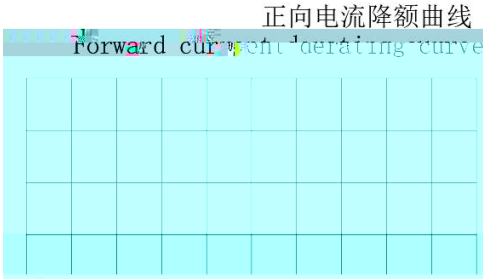

相对光强与正向电流特性

Relative Luminous VS Forward Current

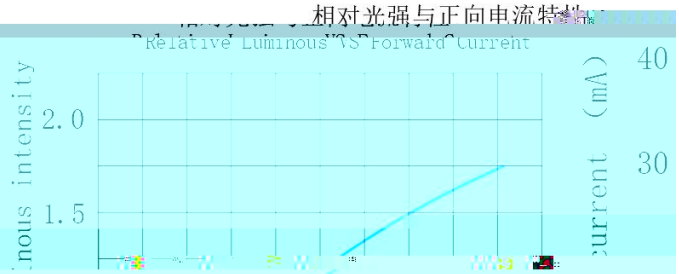

光强与环境温度曲线

Luminous Intensity VS Ambient Temperature



相对辐射强度与空间角度关系

Radiation Diagram

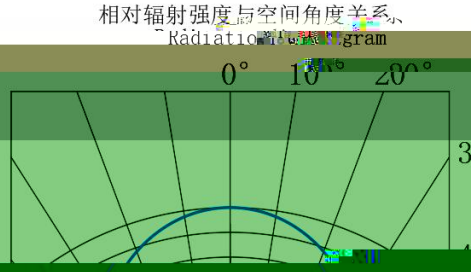

25 ± 5 /Note If not otherwise indicated the test environment temp erature is 25 ± 5

外形尺寸

Outline Dimension

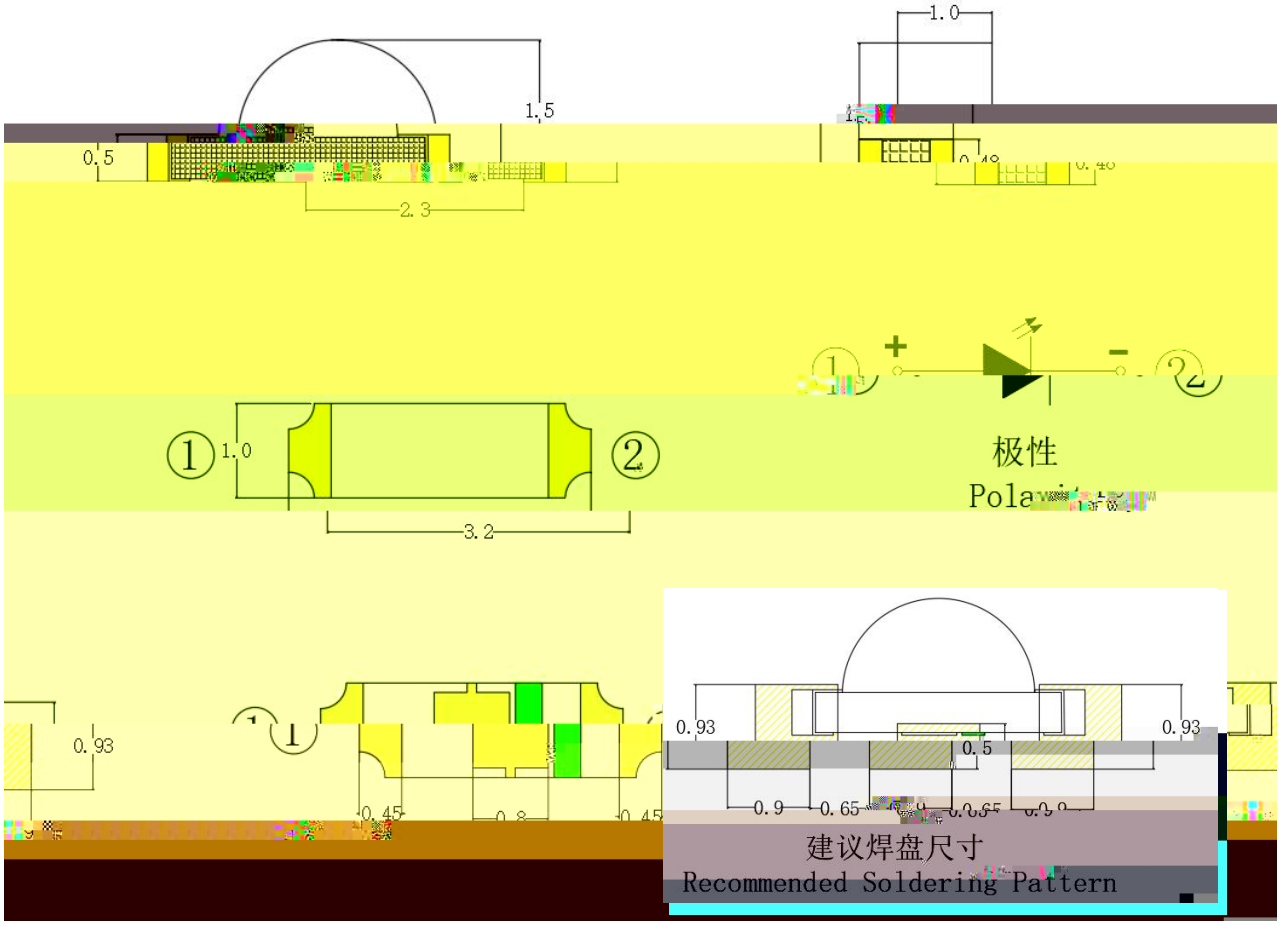

Remarks: 1. 尺寸单位 mm
All dimensions are in millimeters.

2. 未注公差 ±0.25mm
Tolerance is ±0.25mm unless otherwise noted

焊接指导（2）

Guideline for Soldering (2)

清洗：

ضي U ą ضي G 30 Ð 3 № G 50 Ð

30

ą ï r ³ ╕ ╟ ώ ą ╕ Ψ LED ę № H

w 300W ∩ ↕ LED H

í r ' ώ Ð ∩ Ψ LED H

It is recommended that alcohol be used as a solvent for cleaning after soldering. Cleaning is to go under 30 for 3 minutes or 50 for 30 seconds. When using other solvents, it should be confirmed beforehand whether the solvents will dissolve the package and the resin or not.

Ultrasonic cleaning is also an effective way for cleaning. But the influence of Ultrasonic cleaning on LED depends on factors such as ultrasonic power. Generally, the ultrasonic power should not be higher than [illegible]