目录

Catalogue

电性参数

Electrical Characteristics.....3

Typical Cha... ec tcs.....

Forward Voltage vs Forward Current

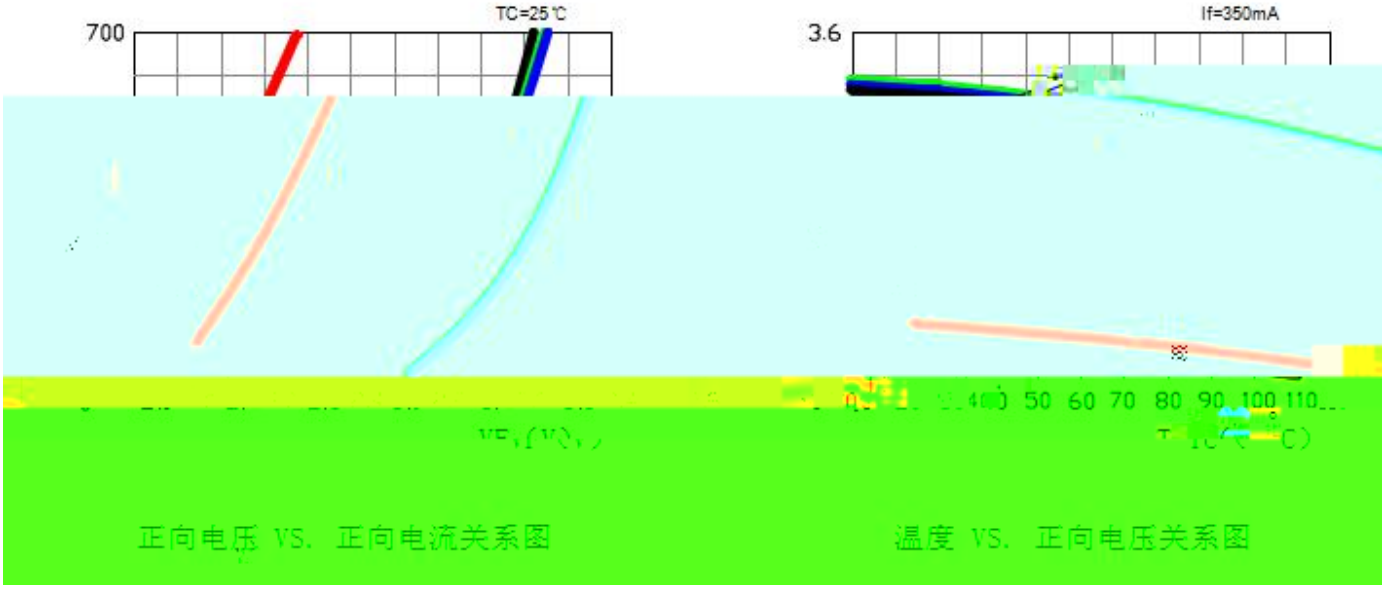

正向电压 VS. 正向电流关系图

Temperature vs Forward Voltage

温度 VS. 正向电压关系图

Forward Current vs Relative Lu

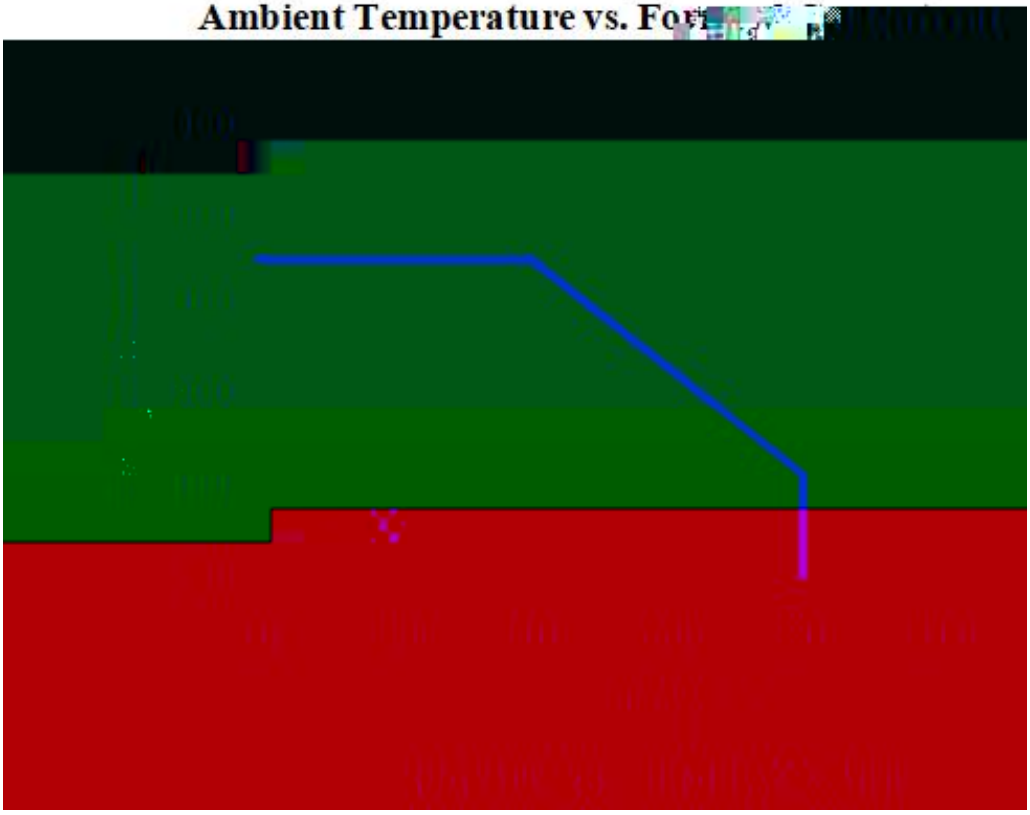
Ambient Temperature vs. For

外形尺寸

Outline Dimension

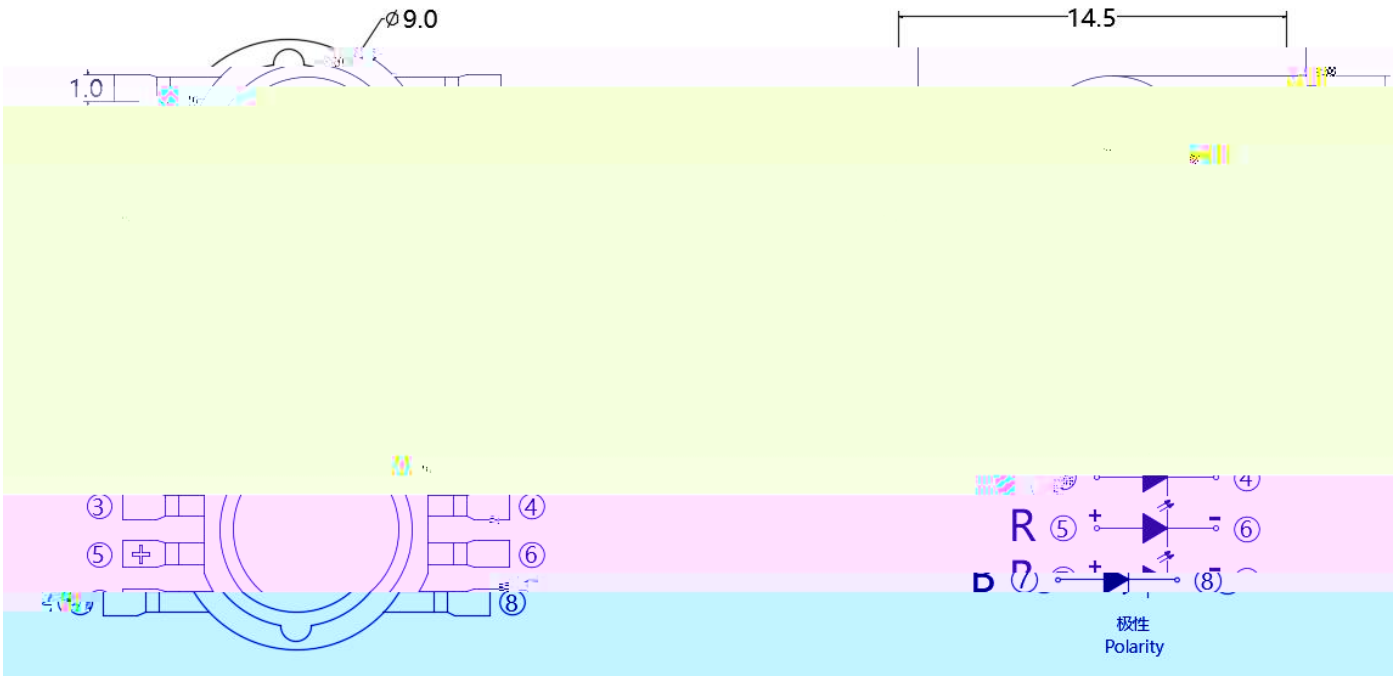

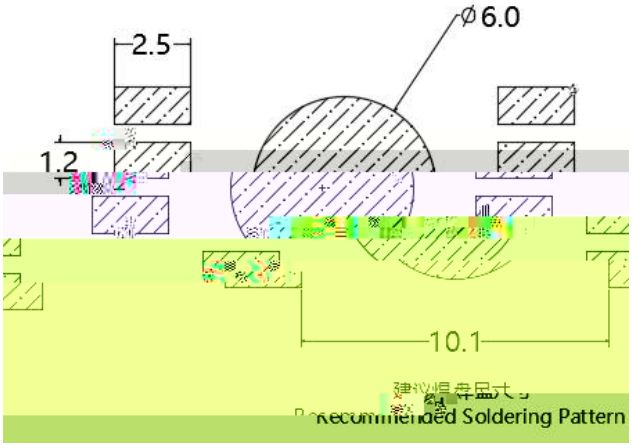

Remarks: 1. All dimensions are in millimeters.

2. Tolerance is ±0.25mm unless otherwise noted

2. 静电：

Static Electricity

غ ψ ° ج ǖ ǐ ˘ ᴅ h ˧ ˥ ˘ ’ H ψ ° ج Â ˥ ضي ą ǖ Â

˜ غ كح ضر ˘ □ ǖ ì ɾ غ Â ضر ´ G

1.0 ˘ ƀ ˜ تخي 106-109 تخي Â ضي ° غ ˘

Â

ą ˘ تخي ˘ ƀ à ƀ à ˘ كح ˘ غ Â

Static electricity or surge voltage damages the LEDs. Damaged LEDs will show some unusual characteristic such as the forward voltage becomes lower, or the LEDs do not light at the low current. even not light.

All devices, equipment and machinery must be properly grounded. The grounding ac resistance is less than 1.0 ohm, the table mat with surface resistance of 106-109 ohm is needed on the work table.Ion fans must also be installed in electrostatic environments and equipment. At the same time, it is recommended that wrist bands or anti-electrostatic gloves, anti-electrostatic containers be used when dealing with the LEDs.



4. 其他事项

Others

ǔ ج ƀ ᵖ ψ ˘ ǯ G غ ج ǐ Â ɿ ʐ ǯ ǰ ṗ
غ ˘ غ ˜ ج ɤ ɿ ʐ ≢ ج G Ǐ ᵖ عجضي Ţ Â

When handling the product, touching the encapsulant with bare hands will not only contaminate its surface, but also affect on its optical characteristics. Excessive force to the encapsulant might result in catastrophic failure of the LEDs due to die breakage or wire deformation. For this reason, please do not put excessive stress on LEDs, especially when the LEDs are heated such as during Reflow Soldering.

LED № ˘ ˜ ط à ʳ ⌂ à № Â ضي ǔ
Ṛ ǯ Â

The epoxy resin of encapsulant is fragile, so please avoid scratch or friction over the epoxy resin surface. While handling the product with tweezers, do not hold by the epoxy resin, be careful.

5. [redacted]

Safety Advice For