60 球 PCB 白 四色 贴片发光二极管

haracteristics）：

* : RGBW/ QF yô‘™5/VQ

L



电性参数

Electric al C a r cteristics

Absolute Maximum Rating

Parameter	Symbol	Rating		Unit
Consumed power	Pd	R	1000	mW
		G	1000	
		B	1000	
		W	1000	
Peak Forward current	IF	R	350	mA
		G	350	
		B	350	
		W	350	
Forward working current	IFP	R	50	mA
		G	500	
		B	500	
		W	500	
Reverse voltage	VR	R	5	V
		G	5	
		B	5	
		W	5	
Antistatic ability	ESD	2000		V
Operating ambient temperature	Topr	-40 ~ +85		
Storage ambient temperature	Tstg	-40 ~ +85 C		
Welding conditions	Tsol	reflow soldering 220°C 6s manual welding 300°C 3s		

* 0.1ms 1/10 * Note: Pulse width 0.1ms, Duty 1/10

Ta=25 Optical-electrical pa

6亮度分档:

Brightness grading:

Code	Min	Max	Unit	Test conditions
H8	13	17	LM	IF=350mA
H9	17	20		
J1	20	23		
J2	23	27		
J6	45	52		
J7	52	60		
K1	80	90		
K2	90	100		
K3	100	110		
K4	110	120		

电压分档:

Voltage grading:

Code	Min	Max	Unit	Test conditions
N12-7	1.8	2.0	V	IF=350mA
N12-8	2.0	2.2		
N13-3	2.8	3.0		
N13-4	3.0	3.2		
N13-5	3.2	3.4		

波长分档

Wavelength division:

Code	Min	Max	Unit	Test conditions
HB03	455	460	nm	IF=350mA
HB04	460	465		
HR02	620	625		
HR03	625	630		
HG03	520	525		
HG04	525	530		
UW9-10	6000	6500	K	

Typical Characteristics Curves

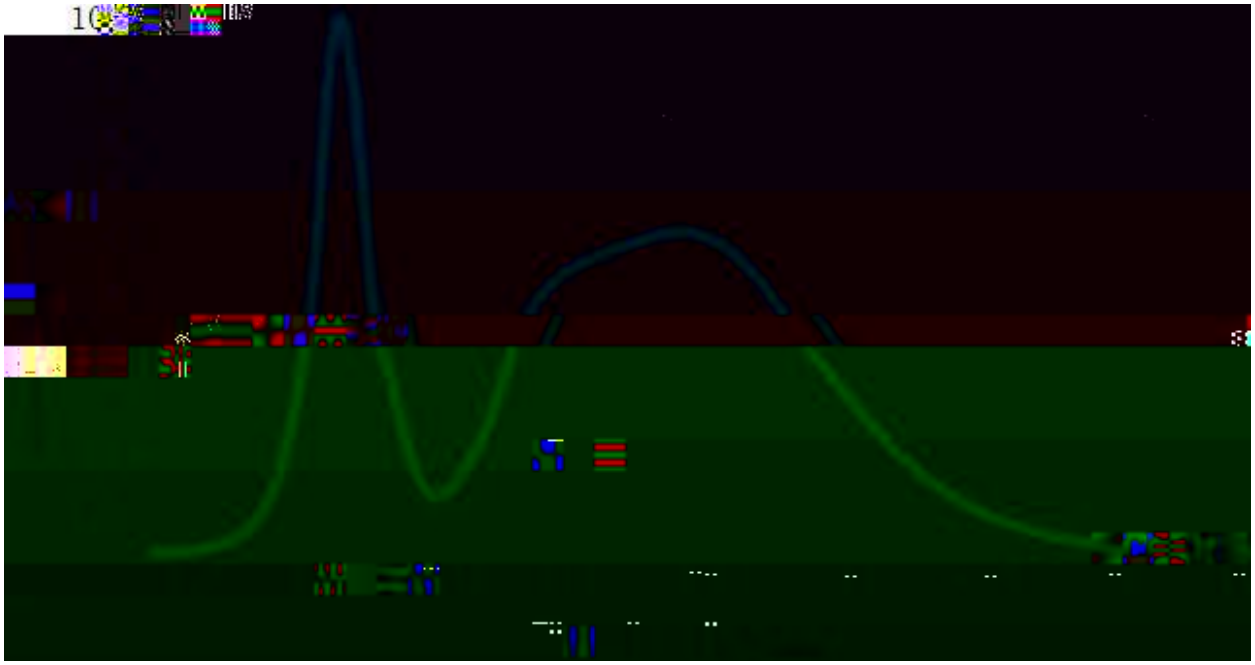

Spectrum :RED/GREEN/BLUE Ta=25℃ If=350mA

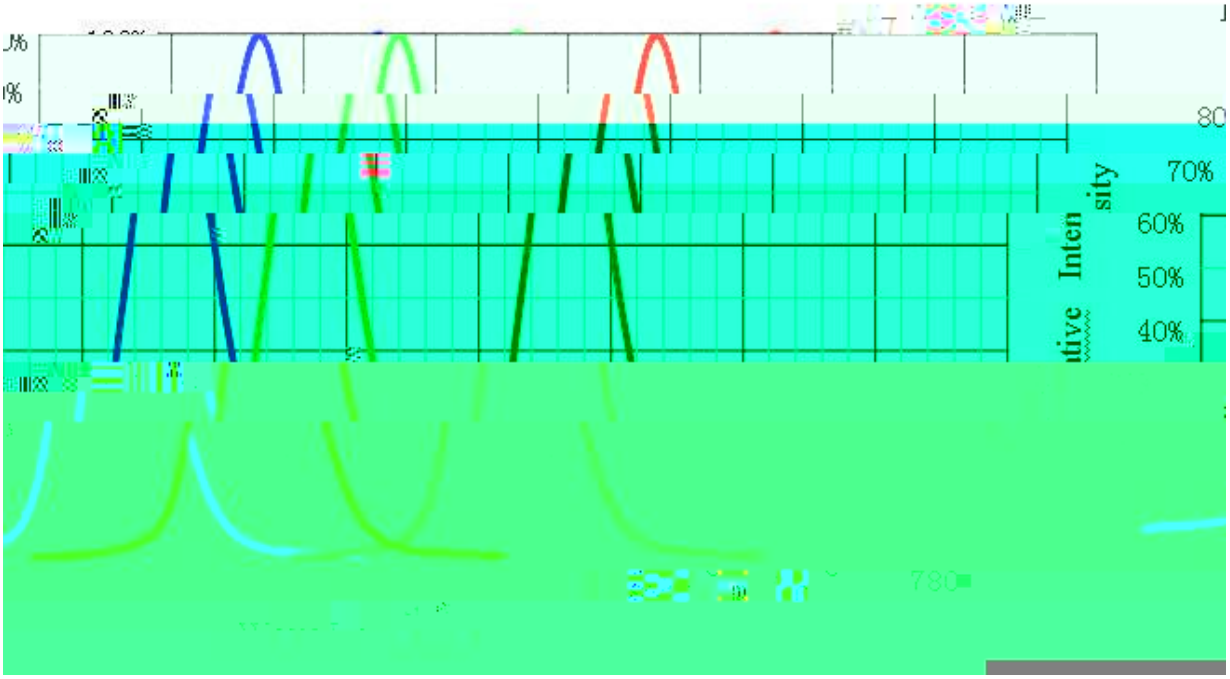

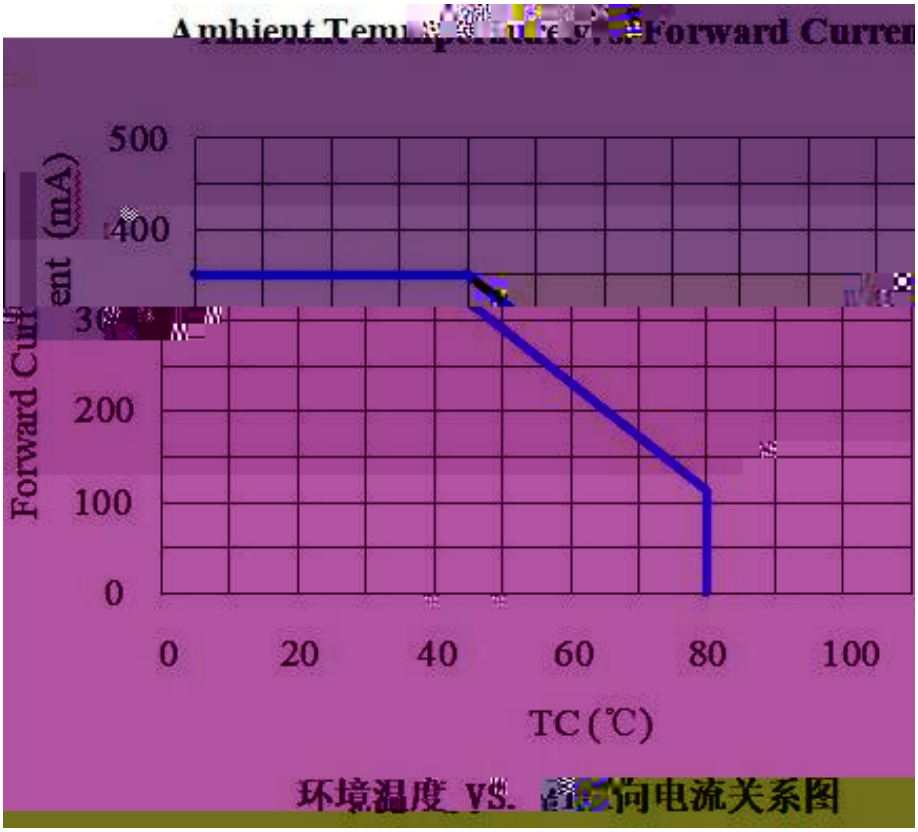

环境温度 VS. 前向电流关系图

Beam Patter

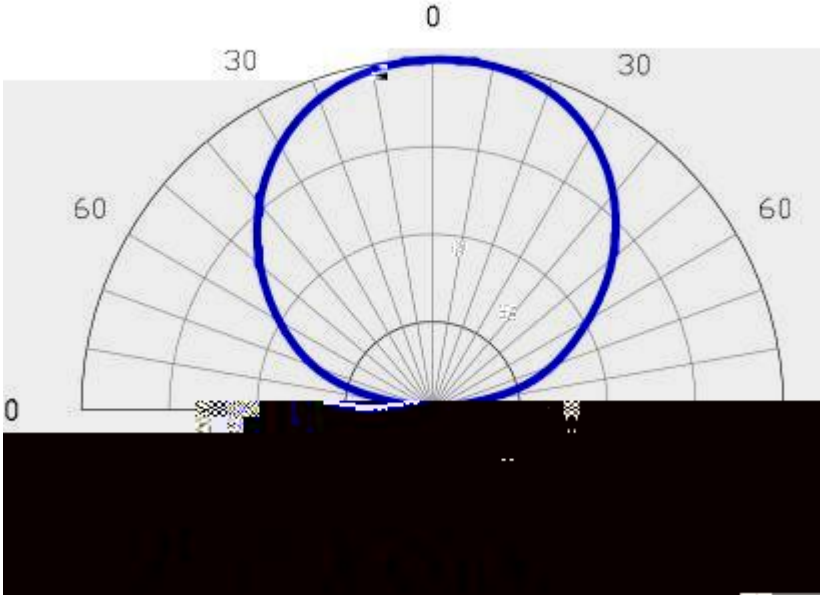

Test Parameter	Test Condition
Continuous Operation Test	IF=350mA Ta=25 × 1000hrs
* Ո μ	IF=350mA Tj=140 × 1000hrs
Low Temperature Storage Test	-40 × 1000 hours
High Temperature Storage Test	100 × 1000 hours
Moisture-proof Test	85 , 85 %RH for 500 hours
Thermal Shock Test	-40 × 30 minutes--- 100 × 30 minutes, 100 cycle

***1 Criteria For Judging Damage**

***1 失效判断标准 Criteria For Judging Damage**

Parameter	Symbol	Measuring Condition	Judgement standard

* U S .

* U defines the upper limit of the specified characteristics. S

外形尺寸

Outline Dimension

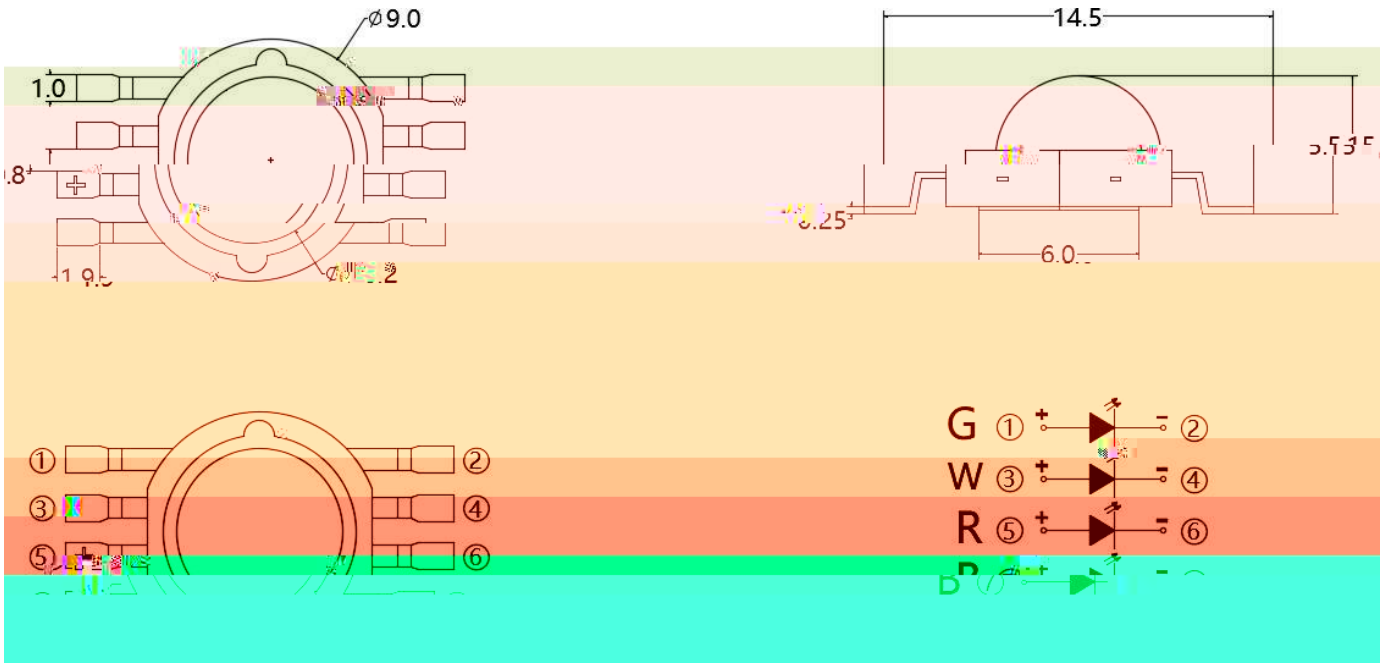

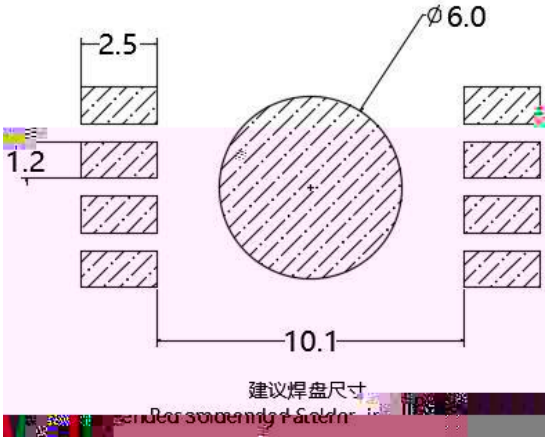

包装（1）

Packaging (1)

载带与圆盘尺寸 Belt and disk dimensions

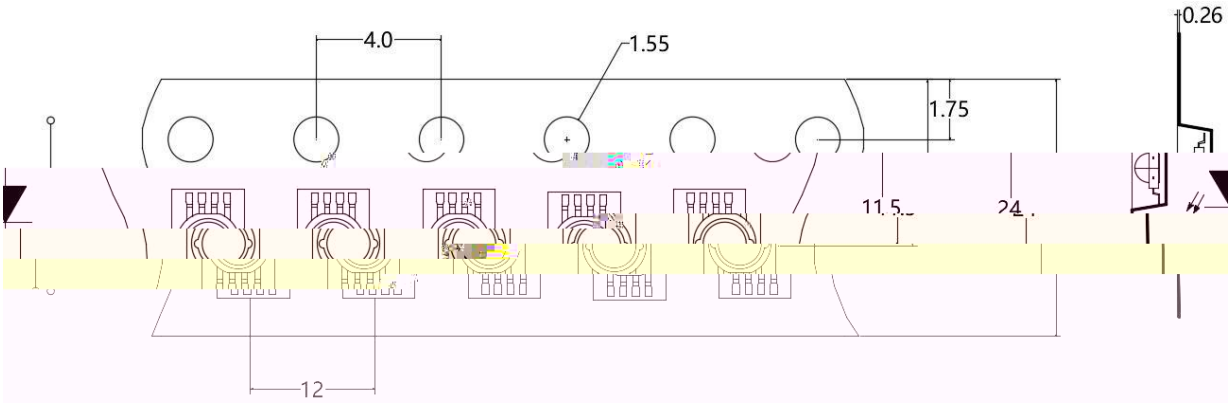

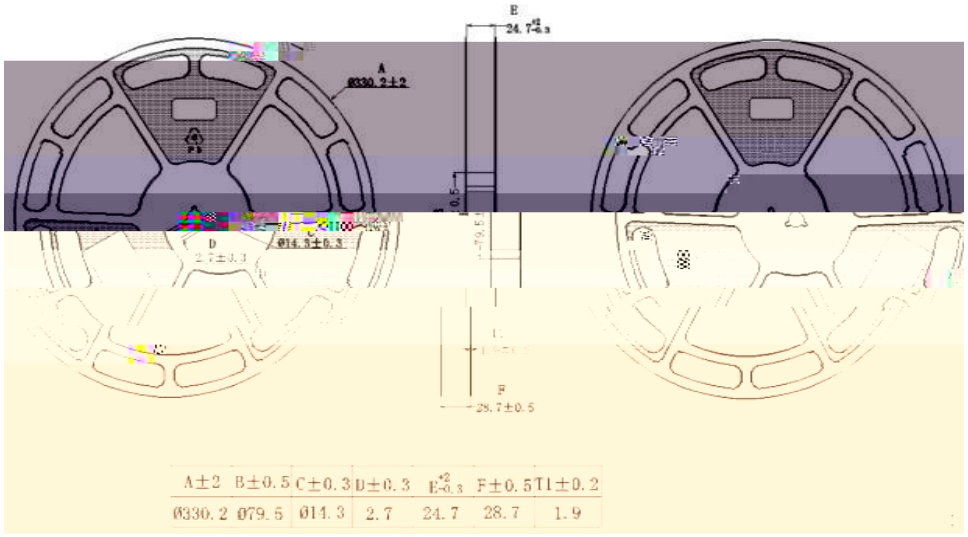

A±2	B±0.5	C±0.3	D±0.3	E	F±0.5	T1±0.2
Ø330.2	Ø79.5	Ø14.3	2.7	24.7	28.7	1.9

:

1. (mm)

1. Size unit is mm (mm).

2. ±0.1mm

2. The dimensional tolerance is ± 0.1mm.

圆盘及载带卷出方向及空穴规格 Disk and carrier belt direction of roll and hole dimensions

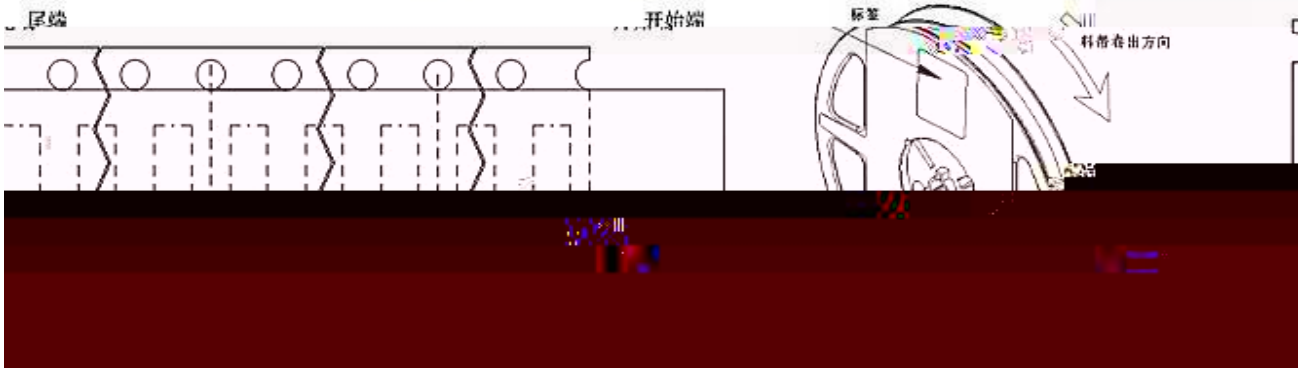

包装（2）

Packaging (2)

◇ 防潮抗静电包装 Moisture Proof and Antti-Electrostic Foil Bag

◇ 外包装箱 Cardboard Box

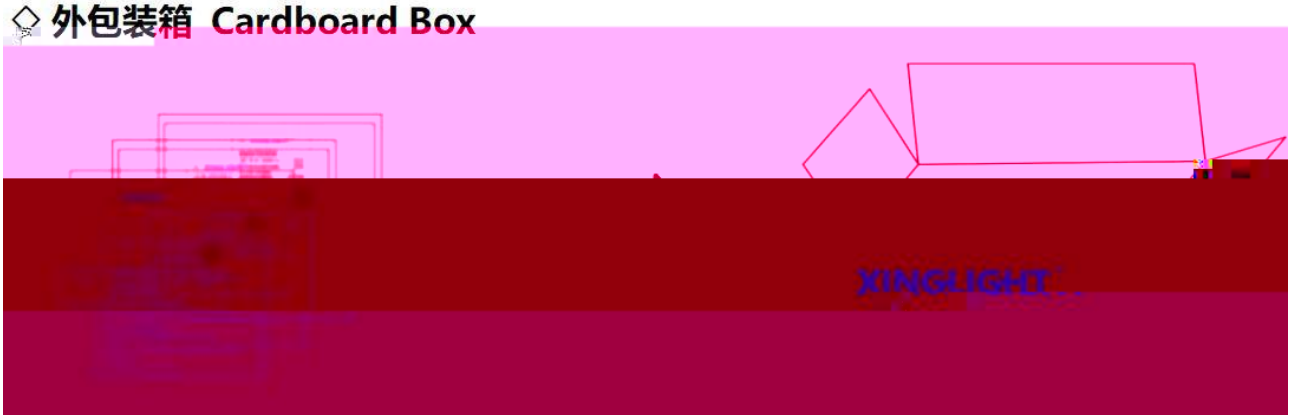

◇ 标签说明 Label Expantion



Guideline for Soldering (1)

1.

Hand Soldering

W 300

3

LED

A soldering iron of less than 60W is recommended to be used in Hand Soldering. Please keep the temperature

焊接指导（2）

Guideline for Sol

3. 清洗：

Cleaning

30 3 50

30

LED

300W LED

LED

It is recommended that alcohol be used as a solvent for ^ ⅄ l

*** 注意：**

* [illegible]

orage

Moisture proof and anti-electrostatic package with moisture absorbent material is used, to keep moisture to a minimum.

30 60%RH

Before opening the package, the product should be kept at 30 or less and humidity less than 60% RH, and be used within a year.

30 40%RH 168 7

30 60%RH

After opening the package, the product should be stored at 30 or less and humidity less than 40%RH, and be soldered within 168 hours (7 days). It is recommended that the product be operated at the workshop condition of 30 or less and humidity less than 60%RH.

LED

60 5 24

If

2. 静电

Electricity

Static electricity or surge voltage damages the LEDs. Damaged LEDs will show some unusual characteristic such as the forward voltage becomes lower, or the LEDs do not light at the low current. even not light.

All devices, equipment and machinery must be properly grounded. The grounding ac resistance is less than 1.0 ohm, the table mat with surface resistance of 106-109 ohm is needed on the work table.Ion fans must also be installed in electrostatic environments and equipment At the same time, it is recommended that wrist bands or anti-electrostatic gloves, anti-electrostatic containers be used when dealing with the LEDs.

: <20mA) LED

LED

Suggestion: Under low current environment (<20mA), the damaged LED will dil

使 注意事项 (2)
Precautions (2)

3.

Design Consideration

LED

A LED B

LED V_F LED

In design a circuit the current through each LED must not exceed the absolute maximum rating specified for each LED. Meanwhile, resistors for protection should be applied, otherwise slight voltage shift will cause big current change, burn out may happen.

It

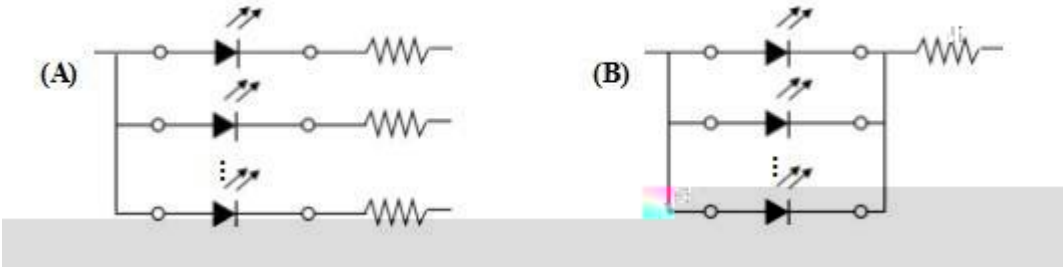

使用注意事项（3）

Precautions (3)

4. 其他事项：

Others