目录
Catalogue

Electrical Characteristics.....3

Typical Characteristic Curves.....5

Reliability tria.....6

Outline Dimensions.....7

Packaging..... 8

Precautions.....9

电性参数

Electrical Characteristics

Absolute Maximum Ratings Ta=25

Parameter	Symbol	Color	Value	Unit
Max Power Dissipation	PD	R	50	mW
		G	70	
Max Continuous Forward Current	IF	R	20	mA
		G	20	
Peak Forward Current	IFP	R	80	mA
		G	80	
Max Reverse Voltage	VR	5		V
Antistatic ability	ESD	2000		V
Operating Temperature Range	TOPR	-35 ~ +85		
Storage Temperature Range	TSTR	-40 ~ +85		
/ Lead Soldering Temperature/Time	TSOL	reflow soldering 240 ° C 6s manual welding 300 ° C 3s 2.0mm		

* ≤0. 1ms ≤1/10 / * Note: Pulse width≤0. 1ms, Duty≤1/10

Initial Electrical Optical Characteristics Ta=25

Parameter	Symbol	Color.	Min.	Typ.	Max.	Unit.	Test Conditions
Forward Voltage	VF	R	1.8	/	2.4	V	IF=20mA
		G	2.6	/	3.4		
Luminous Intensity	IV	R	/	500	/	mcd	IF=20mA
		G	/	2000	/		
Dominant Wave Length	λd	R	620	/	630	nm	IF=20mA
		G	515	/	530		
Peak Wave Length	λp	R	/	625	/	nm	IF=20mA
		G	/	520	/		
Half wave width	Δλ	R	/	25	/	nm	IF=20mA
		G	/	25	/		
Viewing Angle	2θ1/2	R	/	45°	/	deg	IF=20mA
		G	/	45°	/		
Reverse Current	IR	R	/	/	10	μA	VR=5V
		G	/	/	10		

±10% ±0.1V (X,Y) ±0.01 ±1nm

Note: the light intensity error is 10% The pressure drop error is ±0.1V (X,Y) coordinate deviation ±0.01 wavelength error ±1 nm.

典型特性曲线

Typical Characteristics Curves

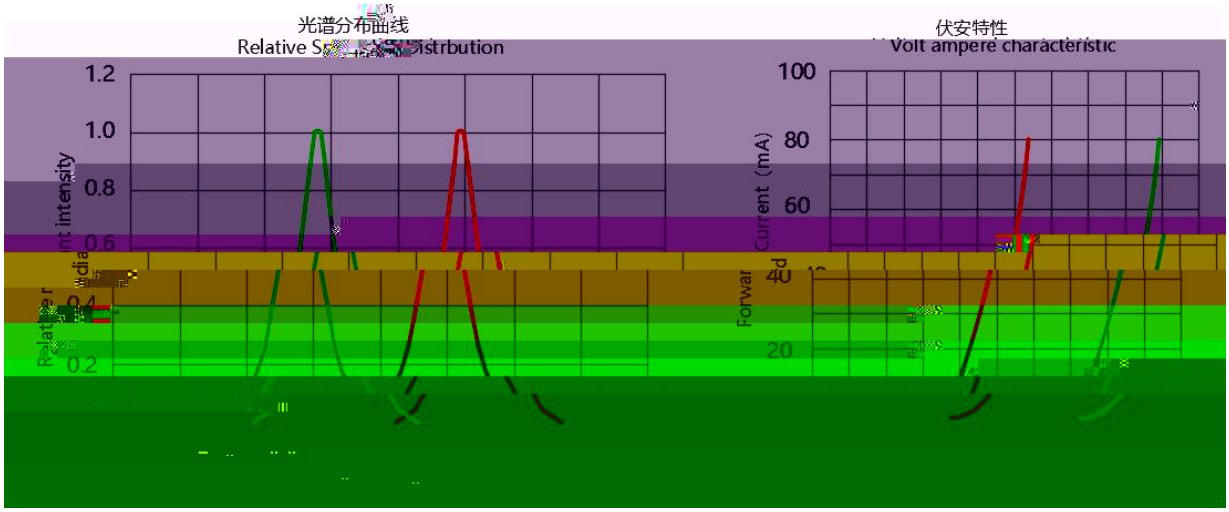

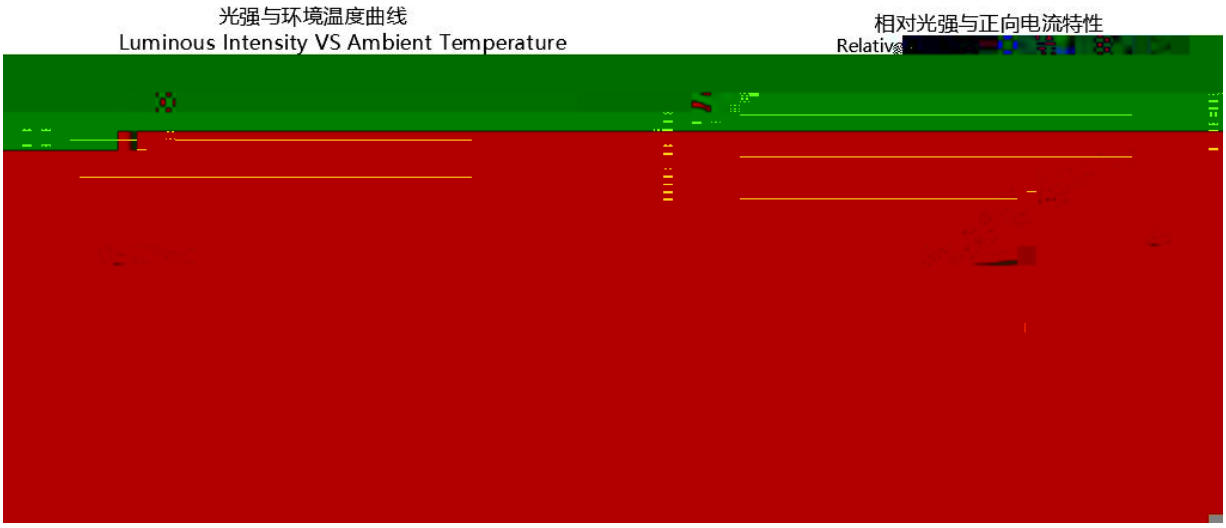



： 25 + 5 C./Note: If not otherwise indicated, the test environment temperature is 25 + 5 C.

可靠性试验

Reliability Test Items And Conditions

Class	Test item	Testing environment	Testing time	Qty	Fail qty
Endurance test	Working life	Ta=25 ±5 ,IF=20mA	1000		

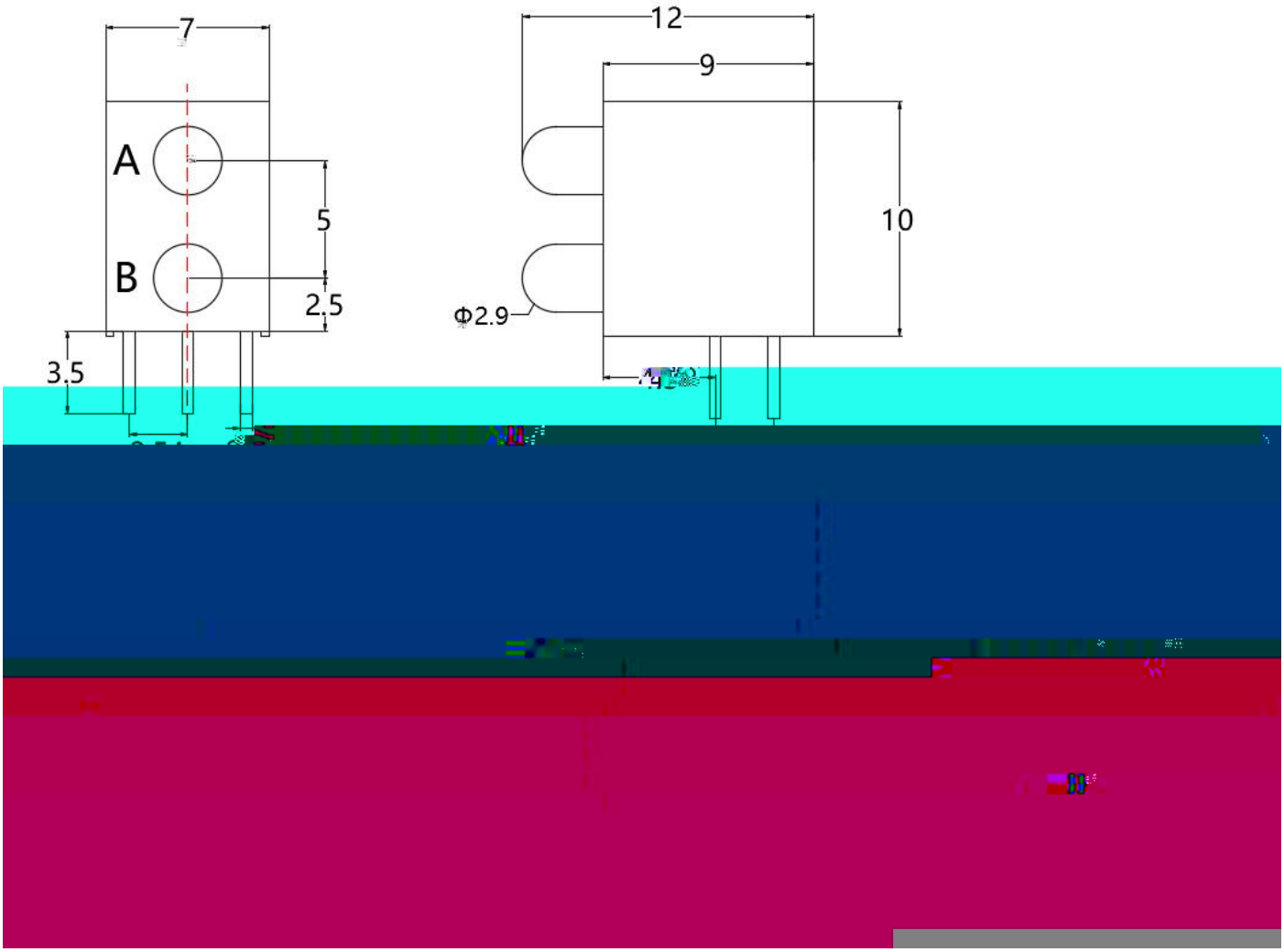

(Note)

1.

Dimensions are in millimeters.

2.

1）

Precautions (1)

1、贮存：

Storage

*　　LED　　30　　70%　　LED

Storage environment of LED with temperature not exceeding 30　and relative humidity not exceeding 70%.It is recommended that LDE be used in the original box for no more than three months. If longer storage time is required, put it in the drying box and add desiccant or filled with nitrogen.

2、静电：

Static Electricity

*

LED　　1　　100V

* Static electricity or surge voltage damages the LEDs. Damaged LEDs will show some unusual characteristic such as the forward voltage becomes lower, or the LEDs do not light at the low current. even not light.
All devices, equipment and machinery must be properly grounded. At the same time, it is recommended that wrist bands or anti-electrostatic gloves, anti-electrostatic containers be used when dealing with the LEDs.Using ordinary plastic products are strictly prohibited.It is recommended to use ion fans to suppress the static electricity generation during the operation.The static field voltage is less than 100V within the ambient range of 1 foot distance from the LED element.

使用注意事项（2）

Precautions (2)

3、`设计建议

Design Consideration

*